



RX 70-16

RX 70-18

RX 70-20

RX 70 Technical data.

Diesel and LP gas forklift trucks.

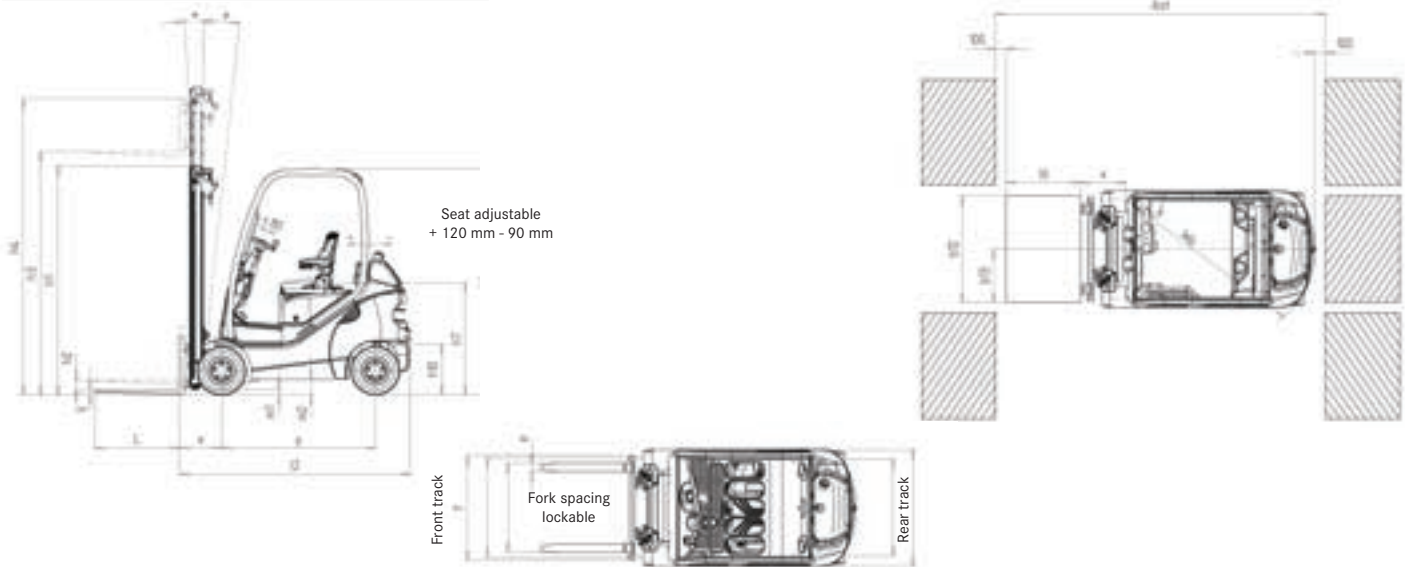


This specification sheet to VDI 2198 guidelines only gives the technical figures for the standard truck.
Different tyres, other masts, additional equipment etc. could give different figures.

Characteristics	1.1	Manufacturer			STILL GmbH
	1.2	Manufacturer's model designation			RX 70-16
	1.3	Drive: Electric, Diesel, Petrol, LP gas, Mains electric			Diesel
	1.4	Operation Hand, Pedestrian, Stand-on, Seated, Order picker			Rider seated
	1.5	Capacity/Load	Q	kg	1600
	1.6	Load centre	c	mm	500
	1.8	Load distance	x	mm	395
	1.9	Wheel base	y	mm	1450
	Weights	2.1	Truck weight		kg
2.2		Axle load, laden, front		kg	3817
2.2.1		Axle load, laden, rear		kg	489
2.3		Axle load, unladen, front		kg	1230
2.3.1		Axle load, unladen, rear		kg	1476
Wheels / chassis	3.1	Tyres: Solid, Superelastic, Pneu., Polyurethane			SE
	3.2	Tyre size, front			18x7-8
	3.3	Tyre size, rear			18x7-8
	3.5	Number of wheels front (x=driven)			2x
	3.5.1	Number of wheels rear (x=driven)			2
	3.6	Track width, front	b ₁₀	mm	932
	3.7	Track width, rear	b ₁₁	mm	895
Basic dimensions	4.1	Tilt Mast / Fork carriage, forward		°	3
	4.1.1	Tilt Mast / Fork carriage, back		°	8
	4.2	Height, mast lowered	h ₁	mm	2160
	4.3	Free lift	h ₂	mm	150
	4.4	Lift	h ₃	mm	3230
	4.5	Height, mast raised	h ₄	mm	3873
	4.7	Height over overhead guard (cab)	h ₆	mm	2117
	4.8	Seat / Platform height	h ₇	mm	1015
	4.12	Coupling height	h ₁₀	mm	474
	4.19	Length including fork backs	l ₁	mm	2975
	4.20	Length including fork backs	l ₂	mm	2175
	4.21	Overall width	b ₁	mm	1099
	4.22	Fork thickness	s	mm	40
	4.22.1	Fork length	e	mm	80
	4.22.2	Fork length	l	mm	800
	4.23	Fork carriage DIN 15173, Class/Form A, B			Class II, Form A
	4.24	Fork carriage width	b ₃	mm	980
	4.31	Floor clearance under mast, laden	m ₁	mm	90
	4.32	Floor clearance, centre of wheel-base	m ₂	mm	133
4.33	Working aisle - 1000 x 1200 pallet crosswise	A _{st}	mm	3523	
4.34	Working aisle - 800 x 1200 pallet lengthways	A _{st}	mm	3727	
4.35	Turning radius	W _a	mm	1926	
4.36	Smallest pivot point distance	b ₁₃	mm	538	
Performance data	5.1	Travel speed laden		km/h	22
	5.1.1	Travel speed unladen		km/h	22
	5.2	Hoist speed laden		m/s	0.52
	5.2.1	Hoist speed unladen		m/s	0.54
	5.3	Lowering speed laden		m/s	0.59
	5.3.1	Lowering speed unladen		m/s	0.59
	5.5	Drawbar pull laden		N	13200
	5.5.1	Drawbar pull unladen		N	6700
	5.7	Gradeability laden		%	27
	5.7.1	Gradeability unladen		%	28
	5.9	Acceleration time laden		s	4.9
5.9.1	Acceleration time unladen		s	4.6	
5.10	Service brake			electr./hydr.	
Engine	7.1	Engine manufacturer			VW
	7.1.1	Type			BXT
	7.2	Engine rating to ISO 1585		kW	28
	7.3	Rated speed		1/min	2350
	7.4	No. of cylinders			4
	7.4.1	Swept volume		cm ³	1900
7.5	Fuel consumption to VDI Cycle (60 runs/h)		l/h, kg/h	1.9*/2.0	
Miscellaneous	8.1	Working pressure for attachments			Stilltronic
	8.2	Working pressure for attachments		bar	230
	8.3	Oil flow for attachments		l/min	
	8.4	Sound level at driver's ear		dB (A)	74
	8.5	Towing coupler, Type / Model DIN			Pin

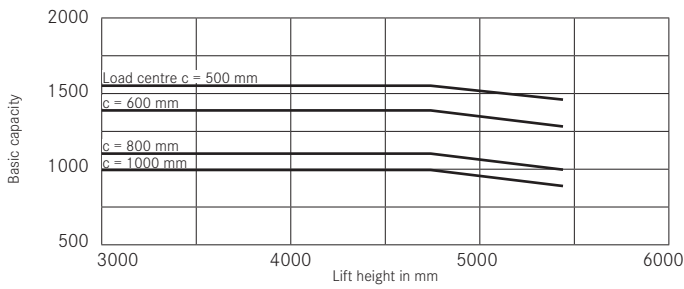
* With Blue-Q energy efficiency feature

STILL GmbH	STILL GmbH	STILL GmbH	STILL GmbH	STILL GmbH
RX 70-16 T	RX 70-18	RX 70-18 T	RX 70-20	RX 70-20 T
LPG	Diesel	LPG	Diesel	LPG
Rider seated	Rider seated	Rider seated	Rider seated	Rider seated
1600	1800	1800	2000	2000
500	500	500	500	500
395	395	395	405	405
1450	1487	1487	1526	1526
2706	2856	2856	3059	3059
3817	4149	4149	4568	4568
489	507	507	491	491
1230	1266	1266	1382	1382
1476	1590	1590	1677	1677
SE	SE	SE	SE	SE
18x7-8	18x7-8	18x7-8	200/50-10	200/50-10
18x7-8	18x7-8	18x7-8	18x7-8	18x7-8
2x	2x	2x	2x	2x
2	2	2	2	2
932	932	932	942	942
895	895	895	895	895
3	3	3	3	3
8	8	8	8	8
2160	2160	2160	2160	2160
150	150	150	150	150
3230	3230	3230	3150	3150
3873	3873	3873	3725	3725
2117	2117	2117	2117	2117
1015	1015	1015	1015	1015
474	474	474	474	474
2975	3012	3012	3061	3061
2175	2212	2212	2261	2261
1099	1099	1099	1138	1138
40	40	40	40	40
80	80	80	80	80
800	800	800	800	800
Class II, Form A	Class II, Form A	Class II, Form A	Class II, Form A	Class II, Form A
980	980	980	980	980
90	90	90	90	90
133	133	133	133	133
3523	3557	3557	3603	3603
3727	3762	3762	3810	3810
1926	1961	1961	1998	1998
538	544	544	550	550
22	22	22	22	22
22	22	22	22	22
0.52	0.52	0.52	0.52	0.52
0.54	0.54	0.54	0.54	0.54
0.59	0.59	0.59	0.59	0.59
0.59	0.59	0.59	0.59	0.59
13200	13200	13200	13200	13200
6700	6700	6700	6700	6700
27	26	26	26	26
28	28	28	28	28
4.9	5	5	5.1	5.1
4.6	4.7	4.7	4.7	4.7
electr./hydr.	electr./hydr.	electr./hydr.	electr./hydr.	electr./hydr.
VW	VW	VW	VW	VW
BEF	BXT	BEF	BXT	BEF
30	28	30	28	30
2350	2350	2350	2350	2350
4	4	4	4	4
2000	1900	2000	1900	2000
2.1*/2.2	2.0*/2.1	2.2*/2.3	2.2*/2.3	2.3*/2.4
Stilltronic	Stilltronic	Stilltronic	Stilltronic	Stilltronic
230	230	230	230	230
74	74	74	74	74
Pin	Pin	Pin	Pin	Pin

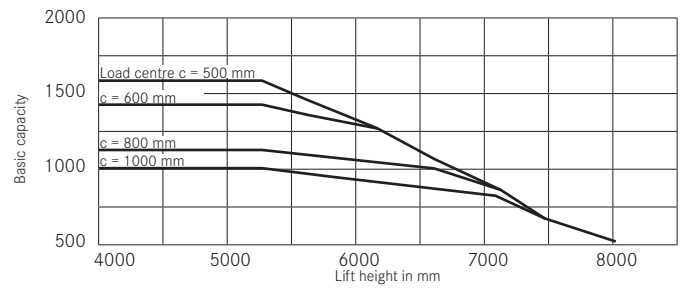


			Tele mast		HiLo mast	Triplex mast		
RX 70-16	Rated lift	h ₃	mm	3030-4430	4530-5430	3175-3975	4620-5520	5620-8020
	Overall height	h ₁	mm	2060-2760	2810-3260	2060-2460	2060-2360	2460-3260
	Free lift Form A	h ₂	mm	150	150	1430-1830	1430-1730	1830-2630
	Free lift Form B	h ₂	mm	150	150	1462-1862	1462-1762	1812-2612
	Greatest height Form A	h ₄	mm	3673-5073	5173-6073	3825-4625	4970-6170	6270-8670
	Greatest height Form B	h ₄	mm	3680-5080	5180-6080	3793-4593	5238-6138	6238-8638
	Forward tilt	a	°	3				
	Back tilt	b	°	8		6		
	Fork spacing centre to centre		mm	216/368/445/521/673/760				
	Greatest width	B	mm	1099	1188	1099	1099	1188
	Overall length	L ₂	mm	2175		2195		
	Load distance	x	mm	395		415		
	Working aisle width	A _{st}	mm	(1000x1200) 3523/(800x1200) 3727		(1000x1200) 3543/(800x1200) 3747		
	Tyres	v		18x7-8	200/50-10	18x7-8	18x7-8	200/50-10
Tyres	h		18x7-8					
Track	v	mm	932	990	932	932	990	
Track	h	mm	895					
			Tele mast		HiLo mast	Triplex mast		
RX 70-18	Rated lift	h ₃	mm	3030-4430	4530-5430	2675-3975	4470-5370	5470-7870
	Overall height	h ₁	mm	2060-2760	2810-3260	2060-2460	2060-2360	2460-3260
	Free lift Form A	h ₂	mm	150	150	1412-1812	1412-1712	1812-2612
	Free lift Form B	h ₂	mm	150	150	1412-1812	1412-1712	1812-2612
	Greatest height Form A	h ₄	mm	3673-5073	5173-6073	3743-4543	5138-6038	6138-8538
	Greatest height Form B	h ₄	mm	3680-5080	5180-6080	3743-4543	5138-6038	6138-8538
	Forward tilt	a	°	3				
	Back tilt	b	°	8		6		
	Fork spacing centre to centre		mm	216/368/445/521/673/760				
	Greatest width	B	mm	1099	1188	1099	1138	1188
	Overall length	L ₂	mm	2212		2232		
	Load distance	x	mm	395		415		
	Working aisle width	A _{st}	mm	(1000x1200) 3557/(800x1200) 3762		(1000x1200) 3577/(800x1200) 3782		
	Tyres	v		18x7-8	200/50-10	18x7-8	200/50-10	
Tyres	h		18x7-8					
Track	v	mm	932	990	932	942	990	
Track	h	mm	895					
			Tele mast		HiLo mast	Triplex mast		
RX 70-20	Rated lift	h ₃	mm	2950-4350	4450-5350	3070-3870	4465-5365	5515-8065
	Overall height	h ₁	mm	2060-2760	2810-3260	2060-2460	2060-2360	2410-3260
	Free lift Form A	h ₂	mm	150	150	1430-1830	1430-1730	1780-2630
	Free lift Form B	h ₂	mm	150	150	1505-1905	1505-1805	1855-2705
	Greatest height Form A	h ₄	mm	3525-4925	5025-5925	3820-4520	5130-6030	6180-8730
	Greatest height Form B	h ₄	mm	3600-5000	5100-6000	3645-4445	5055-5955	6105-8655
	Forward tilt	a	°	3				
	Back tilt	b	°	8		6		
	Fork spacing centre to centre		mm	216/368/445/521/673/760				
	Greatest width	B	mm	1138	1188	1138	1138	1188
	Overall length	L ₂	mm	2261		2283		
	Load distance	x	mm	405		427		
	Working aisle width	A _{st}	mm	(1000x1200) 3603/(800x1200) 3810		(1000x1200) 3625/(800x1200) 3831		
	Tyres	v		200/50-10				
Tyres	h		18x7-8					
Track	v	mm	942	990	942	942	990	
Track	h	mm	895					


Basic capacities RX 70-16 Tele mast with and without full free lift-SE-tyres



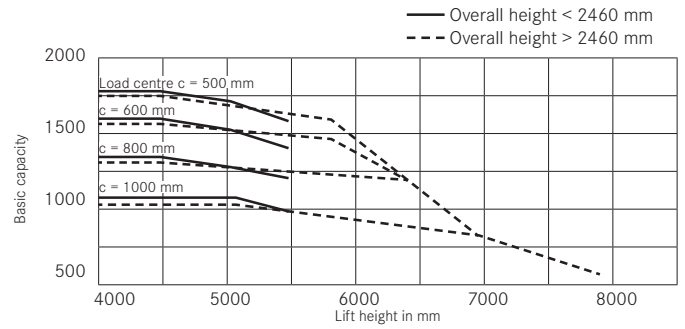
Basic capacities RX 70-16 Triplex mast-SE-tyres



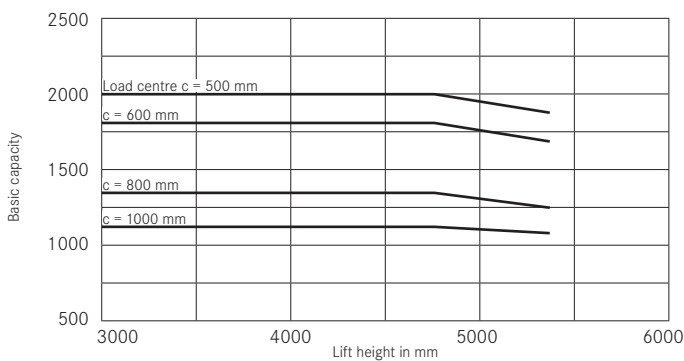
Basic capacities RX 70-18 Tele mast with and without full free lift-SE-tyres



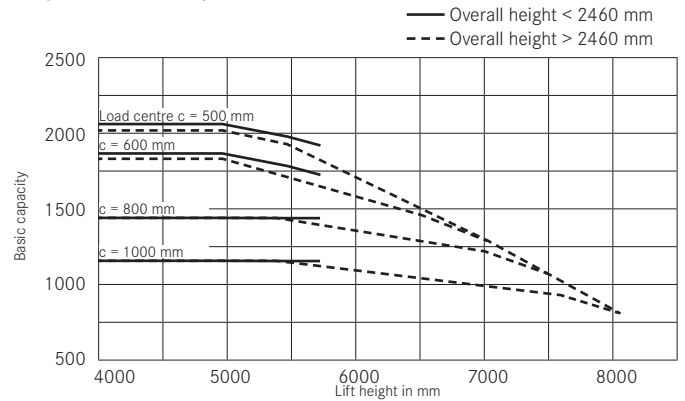
Basic capacities RX 70-18 Triplex mast-SE-tyres



Basic capacities RX 70-20 Tele mast with and without full free lift-SE-tyres



Basic capacities RX 70-20 Triplex mast-SE-tyres



The figures stated can vary depending on the truck's equipment.

Overall concept:

- Engine powered four wheeled counterbalance forklift truck with front wheel drive.
- The overall height of the truck supplied as standard is suitable for entering standard containers.

Drive.

- Engine-electric drive with hybrid technology.
- Modern diesel and gas engines coupled with 3-phase generator.
- Drive axle with enclosed 3-phase drive motor.
- Wear-free oil immersed multi-disc
- Hydraulic engine fan.

Ergonomics.

- Generously laid out driver's workplace.
- High driver comfort and operating convenience due to optimal arrangement of all controls.
- Excellent visibility to all sides.

Safety.

- Low truck centre of gravity and an articulating steer axle for the best stability.
- High residual capacities even at high lifts.
- Excellent driving stability when cornering, no electronic aids required.

Environment.

- Extremely low fuel consumption in all work cycles.
- Low emission of contaminants, complies with Guideline 97/68/EC Stage 3a.

Service.

- Very long maintenance interval, 1000 operating hours.
- Quick fault identification in the event of damage, due to computerised diagnostics.
- Optimal accessibility for maintenance.

Technical features:**Driver's workplace.**

- Low, roomy entry step.
- Long hand grip on overhead guard for different gripping heights.
- Large foot well with vibration inhibiting floor covering plus automotive arrangement of the pedals.
- Hydraulic servo steering with small steering wheel, ergonomically optimally off centre, offset to the left.
- Narrow steering column without protruding display instruments.
- Display and operating unit directly in the driver's field of vision.

Blue-Q energy saving program.

- Activation of the Blue-Q Efficiency Mode on the truck at the push of a button.
- Energy saving due to intelligent optimisation of the drive characteristics without impairing the working process.
- Intelligent shut-off electrical loads.
- A saving in energy consumption of up to 10% depending on the profile of use and truck's equipment.

Selectable drive parameters.

- Acceleration and braking of the truck can be done with just the drive pedal.
- Five drive stages adjustable by the driver.
- Individual setting of speed, acceleration and braking within each drive stage.
- Intelligent drive regulation with engine speed reduction when the truck has finished accelerating.

Electrical system.

- Designed in modern CAN-Bus technology.
- 12 Volt electrics.
- High-speed Bus for drive unit regulation.
- Luxury Bus for connection of electrical loads.
- Cable sets sheathed in corrugated tubing with water tight plug connectors.

Mast and hydraulics.

- Hydraulic pump with separate oil circuits for the working and steering hydraulics.
- Separation of working hydraulics and drive, so no inching required.
- Wide construction, open telescopic mast with and without full free lift and as a triplex variant.
- Clear view fork carriage with open frame profile.

Additional equipment features (Options):

Truck equipment.

- Superelastic or pneumatic tyres.

Engine.

- Gas truck with alternatives of gas bottle or tank.
- Gas truck with regulated 3-way cat.
- Diesel truck with regenerative soot particle filter in the counterweight or as a replacement filter system.
- Additional cyclonic air filter for use in dusty or fibre-laden environments.
- Adjustable automatic engine shut-off.
- Engine pre-heater for use in cold climatic zones.

Cab equipment.

- Modular construction cab with front, rear and roof screen.
- Rear mounted damped doors with large opening angles and windows sliding in opposite directions.
- Parallel screen wiper with large wiped area for front and rear screen, with screen washer as standard.
- Roof screen wiper.
- Rear screen heater as standard.
- Unbreakable exterior and interior mirrors.
- Comfort seat variants with cloth cover, air springing, seat heater, lumbar support, extended backrest.
- Radio/CD player housed in the interior lining of the overhead guard.
- Operator restraint system with safety gate type door.

Controls.

- Drive actuated by two pedal controls.
- Actuation of the hydraulic functions by Mini-lever, Joystick or Fingertip control.

Electrical equipment and drive control.

- Limitation of the maximum travel speed.
- Cruise control function.
- Automotive style lighting also approved for use in road traffic.
- Working spotlights front and/or rear on the overhead guard, front also as twin lights.
- Easy adaptation of the components of the MaterialFlow Management System (MMS).
- FleetManager – Issue of access authorisations, analysis of truck operating data and accident recorder.
- Camera systems for mast positioning and assistance when reversing.

Mast and hydraulics.

- Auxiliary hydraulics for actuating functions on attachments.
- Hydraulic accumulator for damping shocks in the hydraulic system.
- Various fork carriage widths and fork lengths.
- Attachments to suit each type of load.



Your contact

STILL GmbH

Berzeliusstraße 10

D-22113 Hamburg

Telephone: +49 (0)40/73 39-2000

Telefax: +49 (0)40/73 39-2001

info@still.de

For further information please visit:

www.still.de

STILL Materials Handling Ltd.

Aston Way, Leyland

Lancashire PR26 7UX

Telephone: +44 (0)1772 644300

Telefax: +44 (0)1772 644303

info@still.co.uk

For further information please visit:

www.still.co.uk