

## RC 41 Technical Data Diesel and LPG Forklift Truck

---

RC 41-25

RC 41-30

RC 41-25 T

RC 41-30 T



# RC 41 Diesel and LPG Forklift Truck

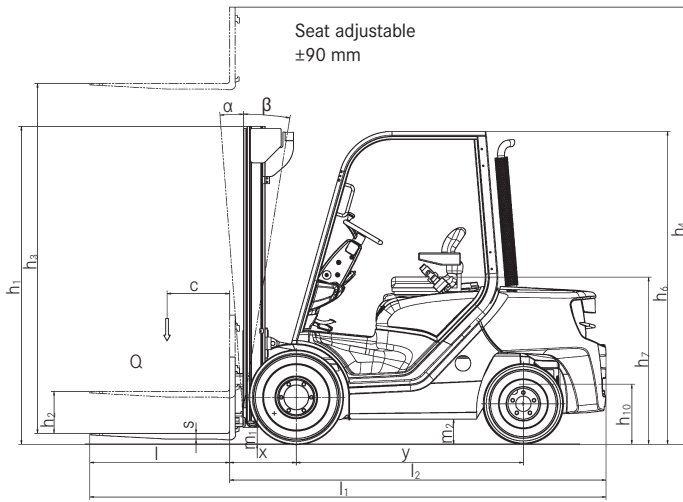
This specification sheet to VDI 2198 guidelines states only the technical data for the standard equipment. Different tyres, other masts, additional equipment etc. could result in different values.



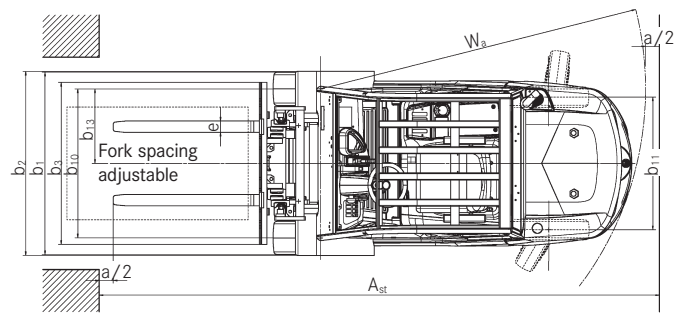
					STILL GmbH	STILL GmbH	STILL GmbH	STILL GmbH	
Distinguishing mark	1.1	Manufacturer			STILL GmbH	STILL GmbH	STILL GmbH	STILL GmbH	
	1.2	Manufacturer's type designation			<b>RC 41-25</b>	<b>RC 41-30</b>	<b>RC 41-25 T</b>	<b>RC 41-30 T</b>	
	1.2.1	Manufacturer's type number			4091	4092	4094	4095	
	1.3	Drive			Diesel	Diesel	LPG	LPG	
	1.4	Operator type			Seated	Seated	Seated	Seated	
	1.5	Rated capacity/rated load	Q	kg	2500	3000	2500	3000	
	1.6	Load centre distance	c	mm	500	500	500	500	
	1.8	Load distance, centre of drive axle to fork	x	mm	485	485	485	485	
	1.9	Wheelbase	y	mm	1620	1620	1620	1620	
Weight	2.1	Service weight			kg	3940	4400	3970	4430
	2.2	Axle loading, front	laden		kg	5660	6510	5650	6500
	2.2.1	Axle loading, rear	laden		kg	780	890	820	930
	2.3	Axle loading, front	unladen		kg	1630	1620	1620	1610
	2.3.1	Axle loading, rear	unladen		kg	2310	2780	2350	2820
Tyres/chassis	3.1	Tyres				Pneumatic	Pneumatic	Pneumatic	Pneumatic
	3.2	Tyre size	front			7.00-12	27 x 10-12	7.00-12	27 x 10-12
	3.3	Tyre size	rear			6.50-10	6.50-10	6.50-10	6.50-10
	3.5	Wheels, number front (x = driven wheels)	front			2 x	2 x	2 x	2 x
	3.5.1	Wheels, number rear (x = driven wheels)	rear			2	2	2	2
	3.6	Tread	front	b <sub>10</sub>	mm	1006	1080	1006	1080
	3.7	Tread	rear	b <sub>11</sub>	mm	940	942	940	942
	4.1	Tilt of mast/fork carriage	forward		°	6	6	6	6
	4.1	Tilt of mast/fork carriage	backward		°	10	10	10	10
	4.2	Height, mast lowered		h <sub>1</sub>	mm	2406	2413	2406	2413
	4.3	Free lift		h <sub>2</sub>	mm	150	150	150	150
	4.4	Lift		h <sub>3</sub>	mm	3050	3050	3050	3050
	Dimensions	4.5	Height, mast extended		h <sub>4</sub>	mm	3856	3863	3856
4.7		Height of overhead guard (cabin)		h <sub>6</sub>	mm	2170	2183	2170	2183
4.8		Seat height relating to SIP	stand height	h <sub>7</sub>	mm	1158	1160	1158	1160
4.12		Coupling height		h <sub>10</sub>	mm	570	559	570	560
4.19		Overall length		l <sub>1</sub>	mm	3640	3722	3640	3722
4.20		Length to face of forks		l <sub>2</sub>	mm	2640	2722	2640	2722
4.21		Overall width		b <sub>1</sub>	mm	1200	1310	1200	1310
4.22		Fork thickness		s	mm	45	45	45	45
4.22.1		Fork width		e	mm	100	122	100	122
4.22.2		Fork length		l	mm	1000	1000	1000	1000
4.23		Fork carriage ISO 2328, class/type A, B				Kl. II, Form A	Kl. III/Form A	Kl. II, Form A	Kl. III/Form A
4.24		Fork-carriage width		b <sub>3</sub>	mm	1150	1150	1150	1150
4.31		Ground clearance, below mast	laden	m <sub>1</sub>	mm	125	130	125	130
4.32		Ground clearance, centre of wheelbase		m <sub>2</sub>	mm	155	165	155	165
4.33		Aisle width for pallets 1000 x 1200 crossways		A <sub>st</sub>	mm	3997	4052	3997	4052
4.34		Aisle width for pallets 800 x 1200 lengthwise		A <sub>st</sub>	mm	4195	4250	4195	4250
4.35		Turning radius		W <sub>a</sub>	mm	2310	2365	2310	2365
4.36	Internal turning radius		b <sub>13</sub>	mm	530	530	530	530	
Performance data	5.1	Travel speed	laden		km/h	18.5	18.5	18.5	18.5
	5.1.1	Travel speed	unladen		km/h	19	19	19	19
	5.2	Lift speed	laden		m/s	0.50	0.48	0.50	0.48
	5.2.1	Lift speed	unladen		m/s	0.54	0.54	0.54	0.54
	5.3	Lowering speed	laden		m/s	0.46	0.48	0.46	0.48
	5.3.1	Lowering speed	unladen		m/s	0.38	0.38	0.38	0.38
	5.5	Drawbar pull	laden		N	18600	19000	15200	17500
	5.5.1	Drawbar pull	unladen		N	11800	12000	10500	10500
	5.7	Gradeability	laden		%	31%	27%	25%	25%
	5.7.1	Gradeability	unladen		%	32%	29%	28%	25%
5.9	Acceleration time	laden		s	4.8	5.0	5.6	5.7	
5.9.1	Acceleration time	unladen		s	4.4	4.5	5.0	5.1	
5.10	Service brake				mech./hydr.	mech./hydr.	mech./hydr.	mech./hydr.	
IC-engine	7.1	Engine manufacturer/type				Yanmar	Yanmar	Kubota	Kubota
	7.1.1	Engine type				4TNE98-UPOMD2	4TNE98-UPOMD2	KUBOTA WG2503-L	KUBOTA WG2503-L
	7.2	Engine power according to ISO 1585			kW	43,8	43,8	40	40
	7.3	Rated speed			1/min	2450	2450	2600	2600
	7.4	number of cylinders/displacement				4	4	4	4
	7.4.1	engine displacement			cm <sup>3</sup>	3300	3300	2491	2491
7.5	Fuel consumption according to VDI cycle		Diesel LPG	l/h kg/h	4.6 4.6	4.6	3.5	4.3	
8.1	Type of drive unit				Hydrodyn.	Hydrodyn.	Hydrodyn.	Hydrodyn.	
Others	10.1	Operating pressure for attachments			bar	160	160	160	160
	10.4	Fuel tank, capacity			l/kg	54	54	54	54
	10.7	Sound pressure level at the driver's seat <sup>1</sup>			dB(A)	86	86	86	86
	10.8	Towing coupling, type DIN				PIN	PIN	PIN	PIN

<sup>1</sup> w/ cabin, w/o cabin different values

# Diesel and LPG Forklift Truck Technical Drawings



Side view



Top view

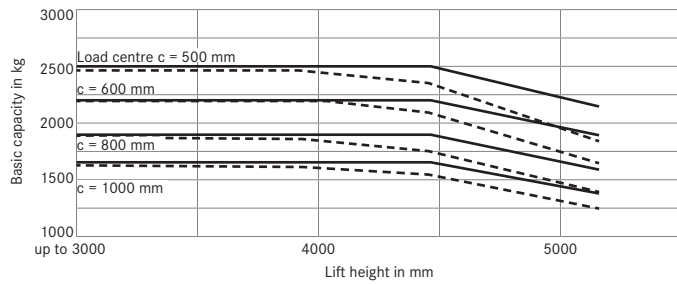
## Mast Tables

			Duplex mast					Niho mast		Triplex mast					
RC 41-25	Lift height	$h_3$ mm	2550	3050	4050	4450	5150	2750	2950	4025	4325	4600	5075	5525	6125
	Height, mast lowered	$h_1$ mm	2156	2406	2906	3106	3456	2112	2212	2112	2212	2212	2462	2612	2812
	Free lift	$h_2$ mm	150	150	150	150	150	1475	1575	1475	1575	1575	1825	1975	2175
	Height, mast extended	$h_4$ mm	3356	3856	4856	5256	5956	3556	3756	4841	5141	5382	5891	6341	6941
	Tilt of mast forward	$\alpha$ °			6			6				6			
	Tilt of mast rearward	$\beta$ °	10	10	6	6	6	10				6			
	Overall width	B mm	1204	1204	1204	1325	1325	1204				1325			
	Overall length	$l_2$ mm			2640			2640				2640			
	Load distance	x mm			485			485				485			
	Aisle width (1000 x 1200)	$A_{st}$ mm			3997			3997				3997			
Aisle width (800 x 1200)	$A_{st}$ mm			4195			4195				4195				
Front tyres			7.00-12			27 x 10-12		7.00-12		27 x 10-12					
Rear tyres			6.50-10				6.50-10				6.50-10				
RC 41-30	Lift height	$h_3$ mm	2550	3050	4050	4450	5150	2750	2950	4025	4325	4600	5075	5525	6125
	Height, mast lowered	$h_1$ mm	2163	2413	2913	3113	3463	2122	2222	2122	2222	2222	2472	2622	2822
	Free lift	$h_2$ mm			150			1475	1575	1475	1575	1575	1825	1975	2175
	Height, mast extended	$h_4$ mm	3363	3863	4863	5263	5963	3557	3757	4844	5144	5385	5894	6344	6944
	Tilt of mast forward	$\alpha$ °			6			6				6			
	Tilt of mast rearward	$\beta$ °	10	10	10	6	6	10				6			
	Overall width	B mm			1325			1325				1325			
	Overall length	$l_2$ mm			2722			2722				2722			
	Load distance	x mm			485			485				485			
	Aisle width (1000 x 1200)	$A_{st}$ mm			4052			4052				4052			
Aisle width (800 x 1200)	$A_{st}$ mm			4250			4250				4250				
Front tyres			27 x 10-12				27 x 10-12				27 x 10-12				
Rear tyres			6.50-10					6.50-10				6.50-10			

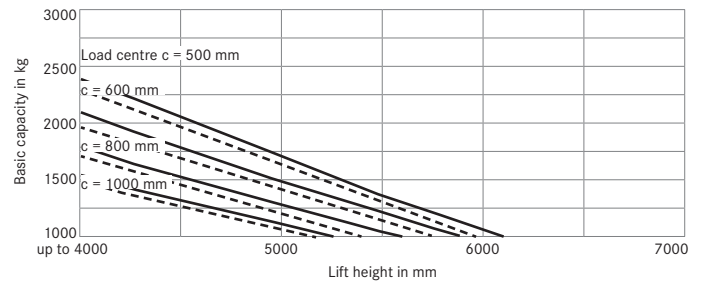
# RC 41 Diesel and LPG Forklift Truck

## Basic Load Capacities

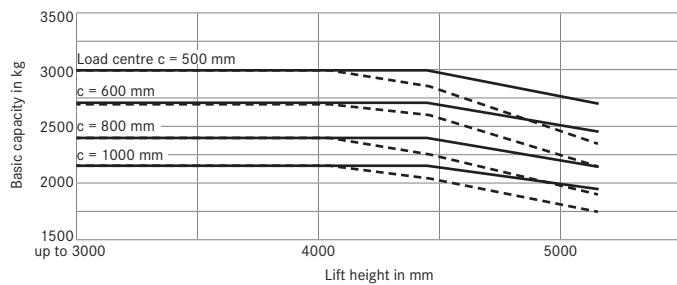
Basic capacities RC 41-25 Tele mast - Pneumatic tyres



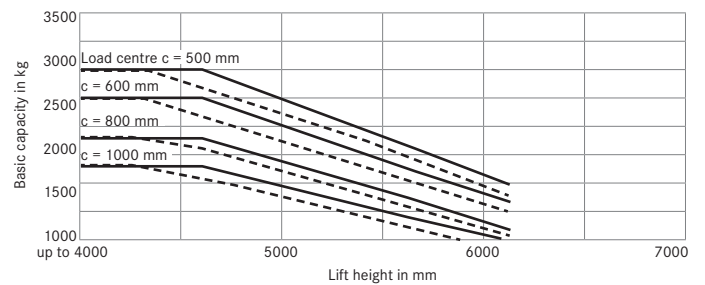
Basic capacities RC 41-25 Triplex mast - Pneumatic tyres



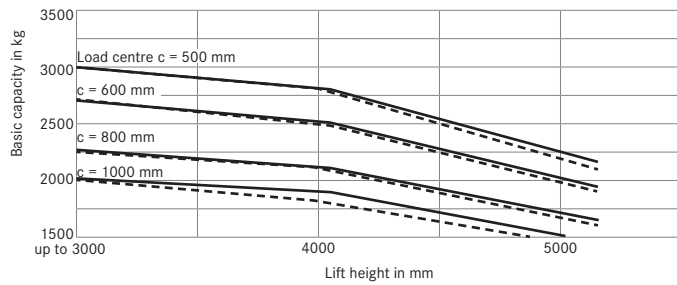
Basic capacities RC 41-25 Tele mast - Superelastic tyres



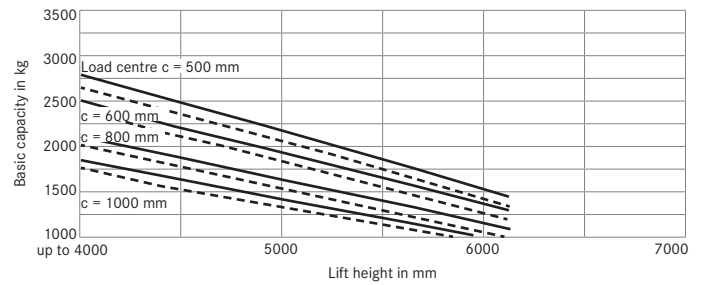
Basic capacities RC 41-25 Triplex mast - Superelastic tyres



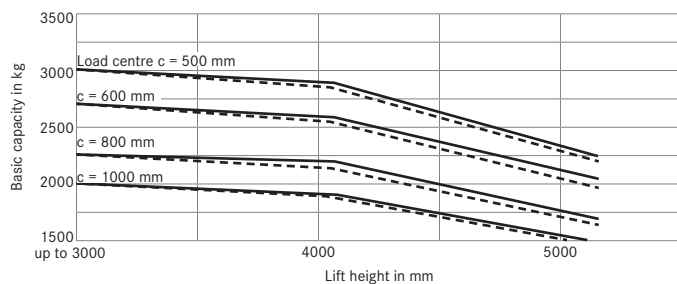
Basic capacities RC 41-30 Tele mast - Pneumatic tyres



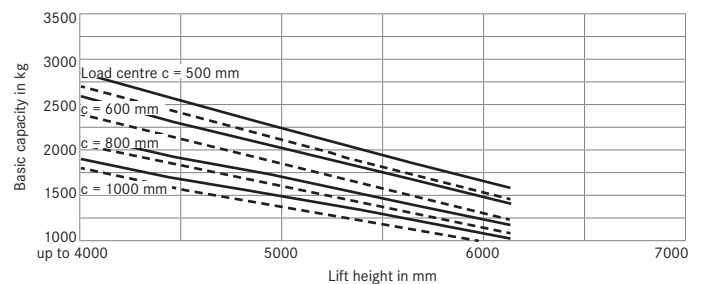
Basic capacities RC 41-30 Triplex mast - Pneumatic tyres



Basic capacities RC 41-30 Tele mast - Superelastic tyres



Basic capacities RC 41-30 Triplex mast - Superelastic tyres



— with standard forks    - - - with integrated sideshifter and standard forks  
 Values stated can vary depending on the vehicle's additional equipment.

RC 41 Diesel and LPG Forklift Truck  
Detailed Photos



Open overhead guard for a good visibility upwards



Optimum all-round visibility thanks to slim roof profile and free view mast



Easily accessible maintenance positions



Ergonomically designed driver compartment



LPG variant

Optimum views: free view mast and slim roof profile

Comfortable: spacious driver workstation

Fatigue-free operation: combined brake and inch pedal



Anyone who has seen the RC 41 in action knows that you can't get more output efficiency anywhere else in this price range. Robust, strong and reliable – this diesel forklift shows off its advantages to the full in particular on medium to long routes. The forklift truck also effortlessly masters journeys on uneven ground due to its high level of ground clearance. The high-grade workmanship of the truck ensures that the RC 41 can be relied upon to transport heavy loads of up to three metric tons to wherever they need to go. This is the case whether

in the construction industry or any other locations where the proven qualities of a STILL forklift truck are required. With a spacious design and vibration damping, the driver workstation provides optimum conditions for comfortable, fatigue-free and healthy operation. The free visibility mast means that the driver always has a clear view too. The RC 41 really is a true STILL product – with an excellent price/output ratio.

## Extensive Equipment

---

### Power

---

- Maximum performance thanks to the powerful Yanmar industrial engine
- Extremely reliable and efficient as a result of a high-grade drive axle and torque converter
- High residual load capacity due to the stable mast design

### Precision

---

- Very sensitive hydraulic operation
- Combined brake and inch pedal enabling easy operation of the forklift truck
- Optimum coordination of the engine and drive train results in perfect acceleration and braking properties

### Ergonomics

---

- Comfortable and fatigue-free operation: all control elements of the spacious and comfortable driver workstation are arranged in an ergonomically optimum way
- Steplessly adjustable steering column which can be adapted to the individual needs of the driver
- Information at a glance: central display unit located in the direct field of vision of the driver
- Optimum clear views: narrow protected roof profiles, low fittings and free view mast

### Safety

---

- Always ready for operation thanks to its easily accessible maintenance positions and low-wear components
- Large non-slip step ensures safe entry and exit
- Stable struted roof protects the operator and provides an optimum visibility even with a lifted load

### Environmental Responsibility

---

- Low fuel consumption and reduced CO<sub>2</sub> emission
- Over 95 per cent of all materials used are recyclable

# RC 41 Diesel and LPG Forklift Truck

## Equipment Variants



		RC 41-25	RC 41-30	RC 41-25 T	RC 41-30 T
Driver's cab	Open steel overhead guard	○	○	○	○
	Integrated storage compartments and cup holder	●	●	●	●
	Dual pedal drive control	○	○	○	○
	One pedal drive control, switching of the direction at the steering column and combined inch/brake pedal	●	●	●	●
	Splitted break and inch pedal	○	○	○	○
	Grammer GS 20 synthetic leather	●	●	●	●
	Document pocket on the seat back	○	○	○	○
	Weather protection I, tinted wind screen with washer/wiper, tinted roof screen	○	○	○	○
	Weather protection II, tinted wind, rear and roof screen, screen wiper and washer system front and rear	○	○	○	○
	Cabin, roof screen wiper/washer system, right and left steel door left with double sliding window, screen wiper/washer system front and rear, heated rear screen	○	○	○	○
Mast	Telescopic free view mast	○	○	○	○
	Triplex free view mast	○	○	○	○
	HiLo free view mast	○	○	○	○
	Load backrest	○	○	○	○
	Angle of incline 6/6 degrees front/rear incline	●	●	●	●
Angle of incline 6/10 degrees front/rear incline	●	●	●	●	
Tyres	Single pneumatic tyres, front	●	●	●	●
	Single pneumatic tyres, rear	●	●	●	●
	Superelastic single tyres, SIT system, front	○	○	○	○
	Superelastic single tyres, SIT system, rear	○	○	○	○
Hydraulics	Superelastic single tyres, SIT system, natural-coloured	○	○	○	○
	Multi-lever operation	●	●	●	●
	Single auxiliary hydraulics	○	○	○	○
Drives	Dual auxiliary hydraulics	○	○	○	○
	Dry air filter, maintenance indicator	●	●	●	●
	With cyclone pre-separator in the case of increased dust accumulation	○	○	○	○
	Low rear exhaust pipe	●	●	●	●
	Upright exhaust pipe	○	○	○	○
Brake	Operating hours meter	●	●	●	●
	Wet disc brakes	●	●	●	●
Safety	Mechanical parking brake	●	●	●	●
	Forklift truck has a low centre of gravity and steering axle with high self-aligning bearing for optimum levels of safety	●	●	●	●
	Warning light	○	○	○	○
	Working lights and lighting	○	○	○	○
	Rear-view mirror	○	○	○	○

● Standard ○ Option — Not available



# STILL



STILL Materials Handling Ltd  
Aston Way  
Leyland Preston  
PR26 7UX  
Tel.: +44 (0)845 603 6827  
Fax: +44 (0)1772 454668

STILL Materials Handling Ltd  
19 Hennock Road  
Marsh Barton Trading Estate  
Exeter  
EX2 8RU  
Tel.: +44 (0)1392 435151  
Fax: +44 (0)1392 824328  
info@still.co.uk  
For further information please visit:  
[www.still.co.uk](http://www.still.co.uk)

STILL is certified in the following areas: Quality management, occupational safety, environmental protection and energy management.



GL Systems Certification

first in intralogistics