

SUGARCANE HARVESTER

AUSTOFT 8000 SERIES

CASE IH
AGRICULTURE







A8000 SERIES. THE EVOLUTION OF THE LEADER.

A PIONEER, A BENCHMARK AND A LEADER IN THE SUGAR-ETHANOL INDUSTRY.

The high performance of Case IH sugarcane harvesters results from over 50 years of product research and development, and significant investments to offer advanced solutions to the sector. The technological innovations offered by our harvesters provide not only high productivity and availability, but also contribute to delivery of a raw material in accordance with industry specifications. The A8000 series incorporates all the reliability of more than 25 years of the A7000 series with a unique Case IH technological package. Values such as harvesting in the most adverse conditions, simplicity of operation and maintenance, quality of raw materials and low operating cost give Case IH the best cost-reduction technologies.

MODEL	A8000	A8800
Rated Power [hp(CV)]	353	353
Emission Level	Tier 3	Tier 3
Type	Tyres	Tracks

EFFECTIVE IN THE HARSHTEST CONDITIONS.

The feeding and cleaning systems in the A8000 harvester enable harvesting with greater speed and precision, even in high productivity areas. The result is greater operational yield, lower fuel consumption, reduced vegetable impurities and increased load density.



CROP DIVIDERS

The 45° crop dividers are better than ever. A new bolted base shoe reduces the need for welding in the field and increases harvester availability. The rotating toe is smaller, to reduce the possibility of soil disturbance.



SIDE TRIM KNIVES

The side trim knife prevents the adjacent stool from being ripped out and contributes to better feeding of the basecutter. The side trim knives also feature hydraulic adjustment from the cab. Their hydraulic circuits have been changed from series to parallel to ensure greater efficiency, regardless of the power required by the topper.



FRONT FEED ROLLER

The front feed roller has larger fins to provide greater efficiency in guiding and feeding the sugarcane stalks to the basecutter.



FEED ROLLER MOTORS

The feed roller motors have fewer hoses, to make maintenance easier. The new Extreme Chopper is more powerful, contributing to faster harvesting in plant cane, even in high productivity areas.





AUTO TRACKER

The Auto Tracker, automatic base cut height control (factory-fitted), is the only system on the market that senses basecutter pressure and height to ensure precise, uniform cutting with reduced losses and stool damage.



EXTREME CHOPPER

The Extreme Chopper enables harvesting with greater speed, even in high productivity areas, and plant cane. It provides 39% more power compared to the earlier chopper, increased chopper drum speed from 180 rpm to 205 rpm, and billet length adjustment from the cab.



PRIMARY EXTRACTOR

The exclusive Antivortex system reduces vegetable impurities and cane loss and increases load density. Thanks to this feature, the power demanded by the primary extractor has been reduced by about 30 hp compared to the conventional system. A new structure with a rectangular profile has been developed to support the primary extractor, that is, to increase strength and avoid cracking.



TOPPER

The topper is equipped with a new extended mast that allows cutting of the tops in the tallest sugarcane crops. Its 40% more powerful motor increases productivity in high yield areas. The shredder topper (optional) cuts and shreds the leaf and the tops into 100 mm pieces and distributes them evenly over the ground.



THE CASE IH INTELLIGENT ENGINE.

Smart Cruise is software specially developed by Case IH to optimize harvester fuel consumption in situations where the load demand is lower. The software automatically adjusts the harvester's engine speed based on the load required for the operation, providing a reduction in fuel consumption.



THE SMART CRUISE EFFECT.

Unlike other fuel economy solutions on the market, Smart Cruise does not have operational losses, because the hydraulic system is under less demand. The primary extractor reaches working speed even with the system activated, which results in significantly less reliance on the operator to adjust the engine rpm. The system also controls consumption when the machine is idling. If the harvester is stopped for more than 15 seconds at working rpm, Smart Cruise automatically reduces the engine rpm, contributing to fuel savings. Customers who tested the Smart Cruise reported fuel consumption savings of up to 26% compared to machines without Smart Cruise.



GREATER COOLING CAPACITY AND FEWER CLEANING STOPS.

The cooling system includes a radiator package comprised of an engine coolant radiator, intercooler, hydraulic oil radiator, and air conditioning condenser. This system is located on the upper part of the harvester, which minimizes contact with mineral and vegetable impurities. In addition, the system exerts positive pressure on the engine box, thereby decreasing the entry of impurities. The fan is also automatically reversed every 10 minutes, expelling all impurities captured in the air intake screen. The operator may also reverse the fan through a button in the cab at any time in the event of any irregularities.



NEW WATER-COOLED TURBOCHARGER.

By increasing the number of fins, the engine oil cooling performance has been enhanced, ensuring greater engine reliability and performance. The new turbocharger with central water-cooled body provides a reduction in the temperature of the journal lubrication oil, increasing the service life of the turbocharger.

WATCH YOUR CASH FLOW.

The elevator features a reinforced structure and is fitted with the reliable and stronger Back-Hoe slewing system. Its perforated flooring helps clean the billets. Its standard top extension of 300 mm reduces compaction, distributes the load better and allows for greater flexibility when positioning the transporter. The same benefits are provided by the optional top extension of 600 mm, totalling 900 mm.



QUICK, GENTLE AND EFFICIENT 'HIGH CAPACITY' UNLOADING SYSTEM

Two-hose piping for oil flow, at the top of the elevator, provides a reduced number of connections and low risk of faults. The optional bin guard protects against damage from the elevator on the transporter providing a longer service life for the structure. The hydraulically-actuated bin flap allows for better load distribution in the transporter. The chain tension adjustment system with threaded adjusters provides greater precision and makes it easier to adjust the chains. The head shaft with greater diameter results in a low incidence of billet losses.

- High chain speed: high productivity.
- Bolt-adjusted chain: less need for maintenance and greater adjustment precision.
- Extension (optional): longer reach and less compaction.
- Optional spring-loaded bin guard – increases the working life of the elevator structure.
- Hydraulically-actuated bin flap – better load distribution.



GO EASY ON THE GROUND

The Case IH Austoft A8000 series is the first sugarcane harvester to offer agricultural radial tires. Choose this optional feature to ensure better soil protection and limited inter-row compaction.



MORE CHOICE OF PLANTING

The “wide throat” chassis with a front opening of 1,10 m allows both conventional or pineapple planting solutions.



Single row planting:

1,5m x 1,5m
1,6m x 1,6m
1,8m x 1,8m



Dual row planting:

0,6m x 1,90m

OPTIMIZED, EFFICIENT AND RELIABLE.

Case IH pioneered the introduction of hydraulic systems on sugarcane harvesters and continues to invest in simplifying and improving the efficiency of these systems. In the A8000 series, the hydraulic system has been optimized with a new layout and fewer hoses. This way, there is less exposure and interference, fewer ruptures and fewer stoppages to repair the system.



HYDRAULICS THAT HELP MAXIMIZE YOUR YIELDS

All the hydraulic system oil is filtered through the return filters before going back into the tank. The inorganic glass fibre filtering element has a retention capacity of 10 microns absolute. The A8000 series hydraulic system is comprised of two 3-stage pumps to drive the harvest functions of the harvester, and two electronically-controlled variable pumps to drive the transmissions.



RUGGED AND RELIABLE STRUCTURE

The fuel and hydraulic oil tanks are integrated into the chassis for greater stability regardless of fuel and hydraulic oil levels. New locking systems, radiators, engine box and topper mast have been developed in order to ensure increased reliability of the machine. The A8000 harvester is also equipped with new platforms, new guard rails and protection grates to enhance safety and accessibility.



GREATER COMFORT AND VISIBILITY.

The operator is surrounded by comfort in the A8000 series cab. The broad windscreen is equipped with wipers and washers and there are four rear-view mirrors, two externally mounted and split, which provide increased operational safety. The operator seat features pneumatic height adjustment, horizontal and lumbar adjustment, arm rest and operator weight indicator scale. The cab also has a training seat, thermal/acoustic insulation, pressurization and air conditioning. The lighting design was specifically sized for sugarcane harvest: it allows the operator a broad view without blocking the view of the tractor pulling the load. The perfect location of the monitor and controls enables clear visibility day and night and allows the operator to easily monitor all harvester functions.



BEST HARVESTING OPERATION CONTROL.

To facilitate operation, the cab enables the operator to electronically control steering and the transmission with a single joystick. Besides reducing the effort required of the operator, this system makes it possible to manoeuvre in smaller areas, without putting excessive stress on the chassis. Another advantage of the joystick is the high precision obtained by the optional automatic pilot, as communication takes place through modules. On the A8000, a steering wheel option is also available from the factory.



OPERATIONS CENTRE.

Case IH is the only sugarcane harvester manufacturer to provide an on-board computer as standard. With the AFS Pro 700 touch-screen on the right hand console, all important data and settings are available at your fingertips and let you handle and operate your sugar cane harvester efficiently and with ease. The Pro 700 also enables engine monitoring and, with a friendly and interactive interface, it is also possible to set and monitor all the main harvesting functions.



CONTROL AT YOUR FINGERTIPS

The right-hand side console is ergonomically positioned, has buttons to activate all harvesting functions and enables monitor navigation. Its multi-function lever enables easy activation of the suspension, the crop dividers and the automatic base cutter control (Auto Tracker), among other functions.

AFS™


Manage your fleet

Maximize efficiency

Improve productivity

Optimize inputs

Generate more profit



AFS™ ADVANCED FARMING SYSTEMS

CASE IH ADVANCED FARMING SYSTEMS (AFS™) PAY FOR THEMSELVES. TAKE ADVANTAGE OF HARDWARE AND SOFTWARE – ALL-IN-ONE AND FROM A SINGLE SOURCE: THE PERFECT SOLUTION FOR YOU.

Case IH AFS™ stands for an extensive range of practice-oriented solutions that help you farm and manage your fields more efficiently than ever before. Take advantage of what is doubtlessly the most important advancement in modern agriculture since the start of mechanisation, and benefit from increased control, productivity, efficiency and precision. Case IH AFS solutions are logical, easy to use and intuitive, and they become second nature in next to no time.




OPTIMISE PERFORMANCE, MINIMISE COST


With the factory-fitted GPS and on-board computer the operator can monitor and record several georeferenced parameters and create analytical reports and maps with the Case IH AFS Desktop software. A broad range of parameters (hydraulic oil temperature, fuel consumption, engine revolutions, etc.) can be selected and recorded while working, by using an interactive, easy-to-use interface.



PRECISION AND CONTROL IN HARVESTING.

Every three seconds, a georeferenced point is recorded to indicate the harvester's current location for the parameters selected. This allows for map creation and monitoring of the harvesting operation as a whole. The frequency of recordings may also be increased to once every one or two seconds. The data recorded by the on-board computer are stored in a pen drive and are later downloaded and analysed using the Case IH AFS Desktop Software.





AFS CONNECT™ MONITOR PERFORMANCE, MAXIMIZE UPTIME, INCREASE INCOME

Case IH AFS Connect™ telematics uses global positioning systems and mobile communication technology to send and receive machine, agronomic and jobsite information. Telematics technology allows you to know more – on the whereabouts, status and settings of your machines – even from your office desk, thus helping to improve the productivity of your business with up-to-the-minute information. Case IH AFS Connect™ telematics is “the clever way” to maximise your return on investment. For different demands and personal preferences, Case IH AFS Connect™ is available in two specification levels.

The **AFS Connect Basic** offers fleet management capabilities, machine location tracking and a working status overview. Knowing exactly where your tractor or harvester is – in which field and in which part of that field – allows you to guide trailers or fuel supplies exactly to the right spot. No time is wasted whilst the efficiency of man and machine is kept at their maximum. With the AFS Connect™ Manager, you can be alerted when your machine leaves a designated area. In addition to security benefits, this also allows you to guide operators to preferred routes and instructed areas – particularly helpful for inexperienced staff or contract services.

AFS CONNECT BASIC FEATURES.

- **Fleet Management**, including vehicle mapping, historic breadcrumbing
- **Machine Monitoring**, including geofence/curfew settings, motion detection for the last five days after last key-off
- **Maintenance**, including maintenance-due alerts
- **One-Minute Update Rate**, or when status change occurs including reporting of key on/off, idle time and workload.
- **Machine Status**, including reporting of traveling, engine hours, moving, working and moving, moving and unloading, unloading and working, unloading and moving, unloading
- **Dashboard Graphic Interface** of key vehicle parameters on supported platforms, such as engine speed and oil temperature, coolant temperature and level, hydraulic oil temperature and pressure, fuel level, DEF level, battery voltage
- **Live Time** provides 30 minutes on the dashboard

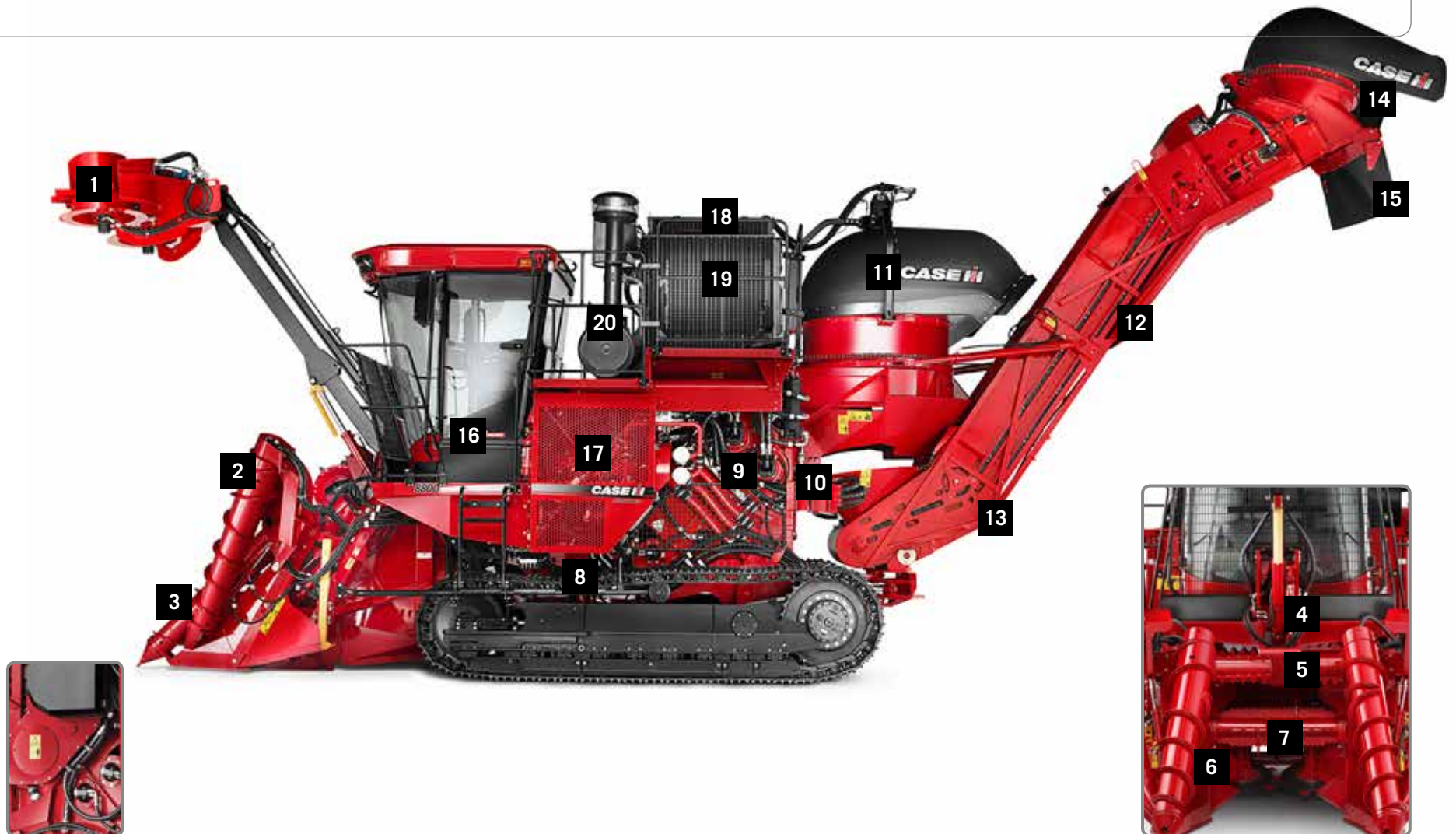
The **AFS Connect Advanced** package includes all features and abilities of the AFS Connect Basic plus various other helpful management and analysis possibilities:

- Compare data from different machines and identify areas of possible improvement where one machine is performing better than the other.
- Having operating data instantly at hand, as well as access to performance and set-up figures from previous working periods for the same or similar machines, provides aid for new or inexperienced operators and enables them to quickly increase their efficiency.
- AFS Connect messaging allows farm owners and managers, as well as Case IH dealer technicians, to send advice directly to the machine's display – so operators can improve their performance on the move.

AFS CONNECT ADVANCED FEATURES.

- **CAN Viewer** lets you watch machine parameters remotely in real time.
- **2-Way Messaging** from the web portal to the vehicle, with a predefined set of potential operator responses
- **Graphic Reports** showing area worked, yield average, flow average, moisture average, weight, fuel level
- **Live Time** provides 30 additional minutes through the CAN Viewer which gives you a deeper dive into machine performance data – per modem, per day, not pooled in any way
- **Cellular Network Coverage**, with multiple providers per country for best coverage. Roaming SIM Card and data plan included in AFS Connect subscription works global.

SUGARCANE HARVESTERS CASE IH – A8000 SERIES.



- 1 Topper** – Cuts off the tops and the leaf of the sugarcane, spreading them evenly over the ground. In addition to cutting, the shredder topper (optional) shreds the tops and leaf into 100 mm pieces.
 - New locking system
 - The new topper motor is 40% more powerful.
 - New extended and stronger mast.
 - Greater efficiency in the highest, heaviest sugarcane crops.
- 2 Side Trim Knives** – With eight blades and hydraulic position adjustment, cuts the ends of tangled and matted sugarcane that was not separated by the crop divider spirals, preventing the stools of the adjacent row from being ripped out.
 - New hydraulic circuit in parallel.
 - Guaranteed power regardless of other circuits.
- 3 Crop Dividers** – Gently raise and separate the row of sugarcane being harvested from the adjacent rows to minimize stool damage. Each crop divider is comprised of two spirals that turn in opposite directions to separate the rows.
 - New rotating toe dimension.
 - New shoe with bolted base.
 - Provides less soil disturbance and faster maintenance.
 - Stronger support.
- 4 Knockdown Roller** – Guides and tilts the sugarcane stalk to be cut, making the cutting and machine feeding operation easier. Hydraulically adjusted from the cab.
- 5 Front Feed Roller** – Helps feed the sugarcane stalks to the base cutter. Has fins that help untangle interwoven sugarcane.
 - New, larger dimension slats.
 - Higher feeding efficiency.
- 6 Base Cutter** – Cuts the sugarcane stalks at ground level and guides their lower ends to the buttlifter roller. The Auto Tracker (standard) automatically controls the base cut depth.
 - New bolted basecutter leg slats.
 - New three piece leg (optional).
 - Better feeding.

- 7 Buttlifter Roller** – Lifts the stalks cut by the base cutter, guiding the stalks into the machine up to the feed rollers. Features (optional) open slats to allow for removal of a large part of the soil stuck to the cut sugarcane.
- 8 Feed Rollers (roller train)** – Transport and horizontally distribute the sugarcane stalks to the chopper drums. They are essential for cleaning soil from the sugarcane stalks.
 - Fewer hoses.
 - Easier maintenance.
 - New connecting tie rod on the bottom of the chassis.
- 9 Chopper Rollers** – Cut the sugarcane and throw the billets to the primary extractor cleaning chamber. Drums are available with three or four blades.
 - 39% more power.
 - New motors.
 - Greater feeding efficiency in high productivity areas.
- 10 Primary Extractor** – Cleans the billets, removes the trash and other impurities. Features a fan with revolutionary and exclusive Antivortex design system.
 - New unique Heavy Duty wear ring.
 - New support structure for the set.
 - Longer component life.
- 11 Elevator Bowl** – Receives the sugarcane billets coming out of the extractor cleaning chamber and feeds the elevator chain.
- 12 Elevator** – Chain and flights carry the billets up the elevator to the secondary extractor. It has a perforated floor to allow dirt and other impurities to be removed.
- 13 Slew Table:** With increased strength, slews the elevator for unloading, up to 85° each side. “Back Hoe” type slewing system.
- 14 Secondary Extractor** – Performs a second cleaning of the billets by removing any remaining dirt and trash ensuring cleaner sugarcane.
- 15 Bin Flap** – Directs the unloading of the sugarcane billets, helping to evenly distribute the load.

- 16 New Cab** – Designed to increase comfort and ease of harvester operation. Ergonomically-positioned controls with activation of the transmission and steering through a joystick.
 - Factory-fitted GPS and on-board computer.
 - Greater comfort and visibility.
 - Easier maintenance.
 - New lighting design specific for sugarcane.
- 17 Engine** – Case IH C9, 9 litres, Tier III, 358 hp at 2100 rpm, turbo charged, with Common Rail electronic injection system. Smart Cruise – the Case IH intelligent engine – optimizing fuel usage.
- 18 Cooling System:** Cooling Package –With the radiator package located on the upper part of the harvester to reduce contact with dirt and trash. Wide air intake area with hydraulic/reversible fan drive (self-cleaning system).
 - New locking system
- 19 New Access Platforms**
 - Easy servicing
 - Safety and ergonomics
- 20 Protective Grills**
 - Safety and ergonomics for maintenance

MORE THAN HARVESTERS TO WORK FOR YOU: WE'VE GOT PEOPLE TO WORK WITH YOU.

When you buy a Case IH machine, you can be sure not only that you're buying the best product, but also that you've got the best dealer back-up behind you. Case IH dealers can offer advice on selecting the right machine, will ensure they deliver what you need when you need it, and will then continue to back you and your equipment with the service and spare parts backing you'd expect from a name as trusted as Case IH.



SKILLED BUSINESS ADVISOR AT YOUR DEALERSHIP. DEMAND MORE FROM YOUR CASE IH DEALERSHIP.

Purchasing a standalone piece of new equipment?
Keeping a whole fleet up-to-date? Whatever your size of operation, contact your local Case IH dealership for professional advice on your business needs. Case IH knows your farming needs best.



MAINTAIN THE PRODUCTIVITY OF YOUR INVESTMENT.

Case IH and its dedicated dealer network provide excellent support when you take delivery of your new machine and whilst it remains in your ownership. On the farm, you can rely on trained service professionals to maintain the productivity of your investment.



DO NOT RISK YOUR MACHINE'S LIFE. BUY CNH INDUSTRIAL PARTS & SERVICE!

Protect the value of your investment. Behind every Case IH product stands an extensive parts logistics organisation, stocking parts for products both old and new. Choosing to fit genuine Case IH parts will maintain the safety, value and performance of your original investment.

ENGINE
Case IH C9 – Nominal/maximum power: 358 hp (260 kW) at 2100 rpm Cylinders: 6 in line. Aspiration: water-cooled turbo aftercooler. Cylinder displacement: 9 L. Injection system: Common rail, Tier 3. Alternator: 185 A 12 V. Smart Cruise – fuel use optimization software.
COOLING SYSTEM
Radiator package (Cooling Package)
Location: upper part of the harvester
Fixed screen with wide air intake
New locking system
Fan with hydraulic and reversible drive
OPERATOR CAB
Two doors
Air conditioner and heater
Air-suspension seat
Training seat
Ergonomically-positioned controls
Pro 700 monitor
Engine monitoring fully integrated with the monitor
Monitoring of all harvester functions integrated with the monitor
Customizable screens
Irregularity or fault warning through the monitor
Integrated on-board computer (Data Logger)
Emergency stop system in the absence of operator
Windscreen wiper and washer
Rearview mirrors (two external split)
Cab and instrument panel illumination
Joystick-operated electronic steering and transmission
Multifunctional lever to control the functions below: - basecutter height - topper and crop dividers - harvesting system drives
Fuse protection for all electrical circuits
Reverse alarm with safety light
Giroflex (rotating safety beacon)
8 Quartz halogen headlights mounted on cab
Hinged cab for access
Cab pre-wired for radio
Cab pre-wired for automatic pilot
TRANSMISSION
Hydrostatic with variable speed forward and reverse
Operation: electronic control via CAN
Machine speed on tyres: 0 to 20 km/h
Machine speed on tracks: 0 to 9 km/h

BRAKES
Multiple disks - automatic operation upon loss of pressure or engine shut off
Manual parking brake
Cab pedals with independent activation (A8000)
HYDRAULIC SYSTEM
With manifold control valves
All the oil is filtered before returning to the tank
Hydraulic tank with locking filler cap
Return line filters for the entire hydraulic system
Specific filters for suction filtering of transmission
Positive drive valves (A8000) hydraulic oil
CROP DIVIDERS
Dual crop dividers
Tilt angle: 45°
Vertical side trim knives
Tilt angle adjustment: hydraulically-activated from the cab (optional)
Height adjustment: hydraulically-activated from the cab
Rotating point
Fixed point: available via parts (DIA Kit)
Floating sidewalls
Bolted bottom wear shoe
ELEVATOR
Elevator chain drive: hydraulic and reversible
Unloading to any side or to the rear
Extension: 300 mm (standard)
Hydraulically-actuated bin flap
Optional spring-loaded bin guard to protect against damage from the transporter
Bolt-adjusted chain tension
Total turning angle: 170°
Perforated floor
Slew table: Back Hoe type
Width: 850 mm
Frame: tubular
Reinforced flights
2 Quartz halogen work lights mounted on elevator

PRIMARY EXTRACTOR
Hydraulically-driven hood slew
Fan diameter: 1280 mm
Fan directly driven by the hydraulic motor
Rotation: 600 to 1110 rpm
Number of blades: 4
RPM adjustment from the cab
Wear ring: Heavy Duty
Design: Antivortex
SECONDARY EXTRACTOR
Fixed speed
Hood slew: hydraulic
Turning angle: 360°
Number of blades: 3
Fan diameter: 940 mm
TOPPER
Hydraulic accumulator charged with nitrogen
Number of blades: 8
Severing drum: bi-directional
Height variation: 900 to 4000 mm
Hydraulic height adjustment
Shredder topper: optional
Number of shredder blades: 34
BASECUTTER
Legs with wide, bolted slats
Drive: hydraulic and reversible
Number of discs: 2 (demountable)
Number of blades per disc: 5 (replaceable)
Distance between centre of legs: 630 mm
Automatic basecutter height controller (Auto Tracker): standard
SIDE TRIM KNIVES
Hydraulic height adjustment actuated from the cab
Serrated triangular blade in hardened steel
Number of blades: 8
CHOPPER
Number of blades per drum: 4
Distance between chopper drum centres: 380 mm
Thrower rubbers: standard
Adjustable deflector plates
Hydraulic and reversible drive
Blade width: 65 mm (replaceable)
Billet length adjusted from the cab

TYRES
Front: 400/60 x 15.5 - 14 ply
Rear: 23.5 x 25 - 12 ply
TRACKS
Type of chain: greased
Shoes in agricultural design
Shoe width: 457 mm (18")
Guides: Heavy Duty
KNOCKDOWN ROLLER
Hydraulic and reversible drive
Hydraulic height adjustment actuated from the cab (optional)
Width: 1080 mm
FRONT FEED ROLLER
Hydraulic and reversible drive
Increased slat height
Kit for severe conditions: available via parts
Width: 1080 mm
FEED ROLLERS
Number of feed rollers including the buttlifter roller: 11
Hydraulic and reversible drive
Floating top rollers
Roller width: 900 mm
BUTTLIFTER
Hydraulic and reversible drive
3-slat roller (optional open roller)
Width: 900 mm
CAPACITIES
Fuel: 480 L
Hydraulic oil: 480 L
OPTIONAL FEATURES
Shredder Topper
Basecutter leg in 3 parts - (bolted)
Elevator extension (900 mm top part)
Case IH AFS Guide Automatic Pilot
Track with greased chain and 16" shoe
Sealed lubricated track with 18" shoe
Sealed lubricated track with 16" shoe
Chopper drums with 3 blades
MACHINE WEIGHT
A8000: 15000 kg
A8800: 18300 kg

