



SB Line TS-P Series

SOOSAN HYDRAULIC BREAKERS

SB Line TS-P Series



Head office / Hwaseong Plant

260, Jeongmunsongsan-Ro, Yanggam-Myeon, Hwaseong-si, Gyeonggi-do, Korea
TEL +82-31-350-5273 FAX +82-31-350-5259

Soosan China

Soosan Machinery (Qingdao) Co., Ltd.

North of Keyun-Road, East of Zhengyuan-Road, Qingdao National High-Tech Industrial Development Zone, Qingdao, Shandong Province, China
TEL +86-532-8796-5655 FAX +86-532-6868-2362

Soosan Machinery & Equipment (Xiamen) Co., Ltd.

23 Rixin-Road, XingLin-District, Xiamen-City, FuJian-Province, China
TEL +86-592-621-1230 FAX +86-592-621-3231

Soosan Europe

Ohmweg 18, 3208 KE, Spijkenisse, The Netherlands
TEL +31-181-64-7194 FAX +31-181-64-1038

Soosan Dubai

P.O. BOX : 262280, LOB14-313 Jebel Ali Free Zone, Dubai, UAE
TEL +971-4-881-0502 FAX +971-4-881-0503

Soosan USA Inc.

1261 Wiley Rd Unit B Schaumburg, IL 60173
TEL +847 744 5982 FAX +847 890 6278

Regional Contact Point

Asia : asia@soosan.co.kr
Australia, Oceania : australia@soosan.co.kr
Russia, CIS : russia@soosan.co.kr
Middle East : me@soosan.co.kr
Africa : africa@soosan.co.kr
Europe : eu@soosan.co.kr
North, Central, South America : america@soosan.co.kr

POWER TO
SUCCESS

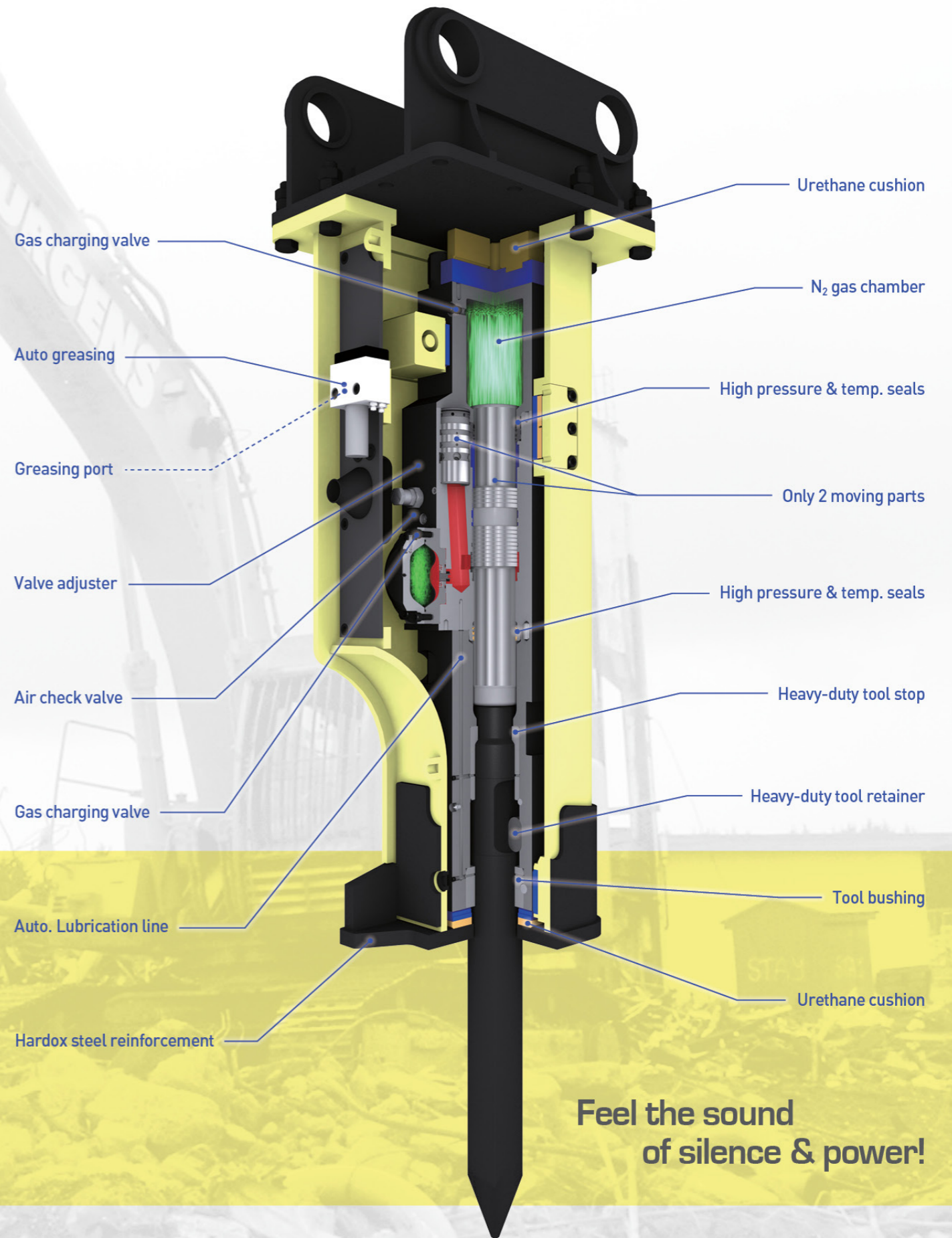


Noise suppression design reduces noise emission, TS-P series

Since the first breaker rolled out from our factory back in 1984, the ingenious and patented design of Soosan breakers have received recognitions for its superb performance from worldwide customers. TS-P series brackets fully isolate the power-cell with premium quality urethane cushions and wear plates which absorb shock and vibration resulting in reduced noise emission and failures. Moreover, the fully enclosed housing, dust protector and slim profile with robust structure, deliver a better visibility, reduced dirt entry and high durability.

Special Features ; TS-P series

- Improved vibration damping system
- Slim profile with robust structure
- Fully enclosed robust housing
- Service and maintenance friendly

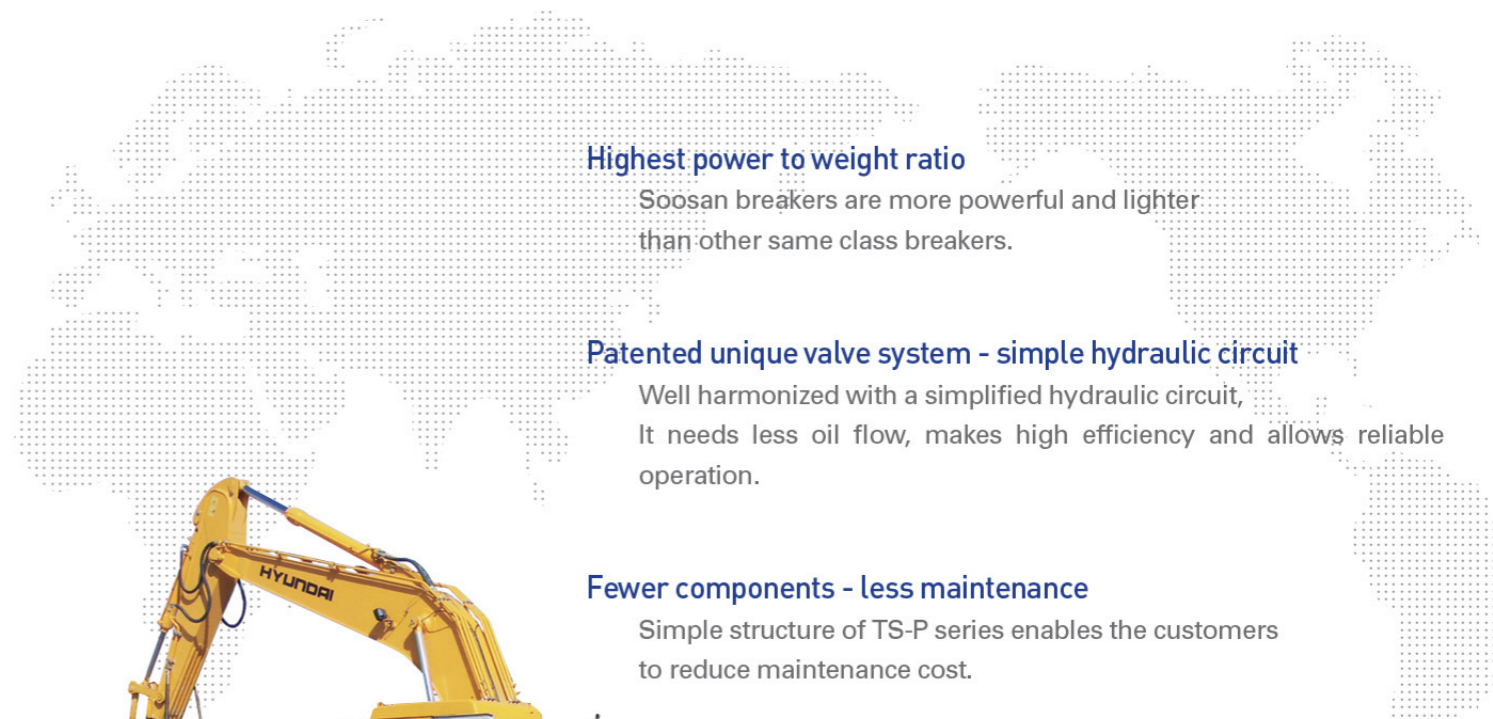


Feel the sound of silence & power!





Technical improvements, enhanced total quality management and product support



Highest power to weight ratio

Soosan breakers are more powerful and lighter than other same class breakers.

Patented unique valve system - simple hydraulic circuit

Well harmonized with a simplified hydraulic circuit, It needs less oil flow, makes high efficiency and allows reliable operation.

Fewer components - less maintenance

Simple structure of TS-P series enables the customers to reduce maintenance cost.



Fully closed housing with noise vibration damping system

Robust and fully closed structure with damping materials reduces the noise level and provides operator's comfort. It also minimizes the recoils to the carrier's arm.

In-house production and heat treatment

Allows continuous technical developments, maintain homogenizing quality level



The selection of materials through the close quality test

: Cylinder, Front head and Piston etc.




Machining : MCT process

- Major components are manufactured by computerized automatic machinery.
- Allows standardized tolerance and clearance.



Heat Treatment

Most of the components are heat-treated by our own know-how and facilities.




Main body test shop

All breakers are tested in accordance with ISO quality control system before delivery.



SB Line TS-P series



Features & advantages ;

- High-efficiency "SB"percussion system
- Auto greasing connection (from SB60 TS-P)
- Fully enclosed housing with robust structure
- Vibration & noise damping system
 - Urethane cushions and wear plates
 - Operator-friendly : less recoil & less noise
- Hardox reinforced housing
- Valve adjuster for impact rate control (SB60 TS-P~SB151 TS-P)



Applications ;

Compact range

- Building renovation
- Landscaping, gardening
- Trenching
- Demolition, non reinforced concrete
- General construction works

Medium & Heavy-duty range

- Primary and secondary breaking in quarry
- Site preparation, foundation works
- Road construction
- Demolition works, highly reinforced concrete
- Trenching
- Tunneling
- Bench leveling
- General construction works



The concept of power, simplicity, durability and reliability

Specifications

Compact range

Description	Unit	SB10II TS-P	SB20II TS-P	SB30II TS-P	SB35II TS-P	SB40II TS-P	SB43II TS-P
Operating weight	kg (lbs)	102 (225)	126 (278)	152 (335)	224 (494)	295 (650)	375 (827)
Carrier weight	ton (lbs)	0.8~2.5 (1,764~5,511)	1.2~3.0 (2,645~6,614)	2.5~4.5 (5,511~9,920)	3.0~5.5 (6,614~12,125)	4.0~7.0 (8,818~15,432)	6.0~9.0 (13,228~19,841)
Height	mm (inch)	1,135 (44.7)	1,213 (47.8)	1,317 (51.9)	1,472 (58.0)	1,620 (63.8)	1,899 (74.8)
Required oil flow	l/min (g/min)	15~30 (4.0~8.0)	20~40 (5.3~10.6)	25~50 (6.6~13.2)	30~60 (7.9~16.0)	40~70 (10.6~18.5)	50~90 (13.2~23.8)
Operating pressure	bar (psi)	90~120 (1,280~1,707)	90~120 (1,280~1,707)	90~120 (1,280~1,707)	100~130 (1,422~1,849)	110~140 (1,560~1,991)	120~150 (1,707~2,134)
Impact rate	bpm	800~1,400	700~1,200	600~1,100	500~1,000	500~900	400~800
Tool diameter	mm (inch)	40 (1.6)	45 (1.8)	53 (2.1)	60 (2.4)	68 (2.7)	75 (3.0)

Medium range

Description	Unit	SB45 TS-P	SB50 TS-P	SB60 TS-P	SB70 TS-P	SB81 TS-P
Operating weight	kg (lbs)	571 (1,259)	861 (1,898)	1,297 (2,859)	1,500 (3,307)	1,766 (3,893)
Carrier weight	ton (lbs)	7.0~14.0 (15,432~30,865)	11.0~16.0 (24,251~35,274)	15~18 (33,069~39,683)	16~21 (35,273~46,297)	18~26 (39,683~57,320)
Height	mm (inch)	2,161 (85.0)	2,316 (91.2)	2,592 (102.0)	2,682 (105.6)	2,813 (110.7)
Required oil flow	l/min (g/min)	60~100 (15.9~26.4)	80~110 (21.1~29.1)	90~120 (23.8~31.7)	100~150 (26.4~39.6)	120~180 (31.7~47.6)
Operating pressure	bar (psi)	130~160 (1,849~2,276)	150~170 (2,134~2,418)	150~170 (2,134~2,418)	160~180 (2,276~2,560)	160~180 (2,276~2,560)
Impact rate	bpm	400~800	350~700	350~650	350~600	350~500
Tool diameter	mm (inch)	85 (3.3)	100 (3.9)	125 (4.9)	135 (5.3)	140 (5.5)

Heavy-duty range

Description	Unit	SB100 TS-P	SB121 TS-P	SB130 TS-P	SB140 TS-P	SB151 TS-P
Operating weight	kg (lbs)	2,071 (4,566)	2,632 (5,803)	2,833 (6,246)	3,090 (6,812)	3,991 (8,799)
Carrier weight	ton (lbs)	25~30 (55,116~66,139)	28~35 (61,729~77,162)	30~45 (66,139~99,208)	30~45 (66,139~99,208)	40~55 (88,185~121,254)
Height	mm (inch)	3,063 (120.6)	3,215 (126.6)	3,392 (133.5)	3,475 (136.8)	3,736 (147.1)
Required oil flow	l/min (g/min)	150~210 (39.6~55.5)	180~240 (47.6~63.4)	200~260 (50.8~68.7)	200~260 (50.8~68.7)	210~290 (55.5~76.6)
Operating pressure	bar (psi)	160~180 (2,276~2,560)	160~180 (2,276~2,560)	160~180 (2,276~2,560)	160~180 (2,276~2,560)	160~180 (2,276~2,560)
Impact rate	bpm	300~450	300~450	250~400	200~350	200~350
Tool diameter	mm (inch)	150 (5.9)	155 (6.1)	165 (6.5)	165 (6.5)	175 (6.9)

* The above specifications are subject to change without prior notice.