

THE JCB HYDRAULIC POWER TOOLS RANGE



World Class
Customer Support

POWERPACKS	929/92200	929/20000	929/16400	929/40043	929/40044	929/32000	929/32100	929/32400	929/32500	929/96800
Machine model	MICRO	COMPACT	BEAVER	BEAVER	BEAVER (Electric start)	TROJAN (20L)	TROJAN (Electric start)	TROJAN (30L)	TROJAN (Electric start)	MULTIFLOW
Engine	Honda GX 160	Honda GX 160	Honda GX 240	Lombardini 15LD		Honda GX 340		Honda GX 390		Briggs & Stratton Vanguard
Fuel	Petrol	Petrol	Petrol	Diesel		Petrol		Petrol		Petrol
Power HP	5.5	5.5	8	6.8		11		13		18
EHTMA category	C	C	C	C		C		D		C - D - E
Hydraulic flow litres/min (gal/min)	0 - 20 (0 - 5)	0 - 20 (0 - 5)	0 - 20 (0 - 5)	0 - 20 (0 - 5)		0 - 20 (0 - 5)		0 - 30 (0 - 6.6)		0 - 20, 30, 40 (0 - 5, 6, 6.6, 8.8)
Max pressure bar (psi)	87 (1300)	87 (1300)	138 (2028)	138 (2028)		138 (2028)		138 (2028)		138 (2028)
Weight kg (lb)	33 (73)	40 (88)	60 (132)	83 (183)	92 (203)	85 (187)	94 (207)	87 (192)	96 (212)	93 (205)
Height x width x length mm	480 x 435 x 630	505 x 495 x 630	610 x 530 x 720	655 x 640 x 780		735 x 590 x 810	735 x 590 x 880	735 x 590 x 810	735 x 590 x 880	735 x 590 x 810
Height x width x length in	19 x 17 x 25	20 x 19 x 25	24 x 21 x 28	26 x 25 x 30		29 x 23 x 32	29 x 23 x 35	29 x 23 x 32	29 x 23 x 35	29 x 23 x 32
Hydraulic oil capacity litre (gal)	3.3 (0.8)	5 (1.1)	5 (1.1)	5 (1.1)		7 (1.5)		7 (1.5)		7 (1.5)
Fuel capacity litre (gal)	3.6 (0.8)	3.6 (0.8)	6 (1.3)	4.3 (0.95)		6.8 (1.5)		6.8 (1.5)		8.5 (1.9)
Oil cooler protection	✓	✓	✓	✓	✓	✓	✓	✓	✓	✓
Full hydraulic filtration	✓	✓	✓	✓	✓	✓	✓	✓	✓	✓
Balanced cooling system	✓	✓	✓	✓	✓	✓	✓	✓	✓	✓
Easy maintenance access	✓	✓	✓	✓	✓	✓	✓	✓	✓	✓
Lift-up handle for ease of handling	✓	✓	✓	✓	✓	✓	✓	✓	✓	✓
Engine speed control	✓	✓	✓	✓	✓	✓	✓	✓	✓	Standard
Optional flow controller		✓	✓	✓	✓	✓	✓	✓	✓	✓
Strong tubular stainless steel frame	✓	✓	✓	✓	✓	✓	✓	✓	✓	✓
Powder coated frame	✓	✓	✓	✓	✓					
Transistorised ignition	✓	✓	✓	✓	✓	✓	✓	✓	✓	✓
Oil alert engine shutdown	✓	✓	✓			✓	✓	✓	✓	
Rough-terrain wheels						✓	✓	✓	✓	✓
Heavy duty front castor with brake						✓	✓	✓	✓	✓
Main hoses	Permanently coupled 5m length of 13mm bore light-weight siamesed hose with flat faced dripless couplings.	Permanently coupled 5m length of 13mm bore light-weight siamesed hose with flat faced dripless couplings.	Detachable 7m length of 13mm bore heavy-duty siamesed hose with flat faced dripless couplings.							
Tool suitability	Up to 22kg breakers: 929/30900, 929/92500, 929/92600; Demolition pick 929/30800 & Class C submersible pump 929/03900.	Up to 22kg breakers: 929/92500, 929/92600; Demolition pick 929/30800 & Class C submersible pump 929/03900.	All Category C tools.				All Category D tools.			All Category C, D and E tools.

JCB POWERPACKS | SPECIFICALLY DESIGNED TO MEET YOUR NEEDS



The Best Powerpacks

A growing tide of opinion says that hydraulic powerpacks make better business sense than rival pneumatic or electric options. The combination of performance and a compact user-friendly design has ensured that the overall efficiency really is without comparison.


Not surprisingly, JCB is leading the way. We offer a comprehensive range of powerpacks, breakers and tools which set the standards by which others are judged.

The Micro, Compact, Beaver and Trojan are all renowned for power, productivity and versatility. Yet probably their most important attribute is the degree of compactness and portability that allows them to be easily stored, easily transported and easily moved to site. Also joining them is the new JCB Multiflow which comes with all the above benefits and can cope with hydraulic flows of 20, 30 and 40 litres/minute.

Thanks to their far greater efficiency, JCB hydraulic powerpacks can deliver equal tool performance using a far smaller engine than that found in a typical air compressor.




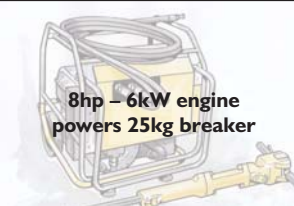





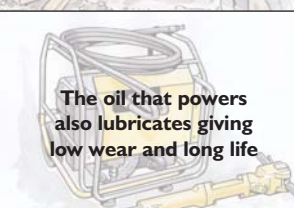
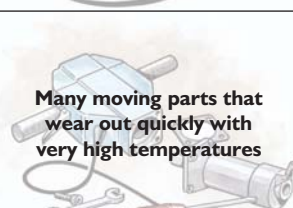

Consequently, they are far more portable and far more fuel efficient.

You can also trust them to get through a tremendous workload without encountering overheating problems.



Increased Efficiency Decreased Costs

Just compare JCB hydraulic powerpacks against the alternative electric or conventional pneumatic power.

	JCB	ELECTRIC	PNEUMATIC
PERFORMANCE/COST Class leading performance whatever the material at half the cost of a conventional air compressor.	 Performance = 100% Low cost	 Performance = 50% Low cost	 Performance = 100% High cost
EFFICIENCY Same power at the tool with an 8hp/6kW JCB powerpack rather than a 40hp/30kW air compressor. Simple, efficient and extremely economical.	 8hp – 6kW engine powers 25kg breaker	 Mains electricity required	 40hp – 30kW powers 25kg breaker
PORTABILITY JCB powerpacks – compact and lightweight for easy handling. May be taken direct to the job regardless of location.	 No problem	 No electricity	 Restricted access
RELIABILITY Simple, proven design and easy to maintain for exceptional reliability.	 The oil that powers also lubricates giving low wear and long life	 Many moving parts that wear out quickly with very high temperatures	 Large engine that uses many spare parts

Make the move to modern, cost effective hydraulic power with JCB POWERPACKS – now!

FAST FACTS

- Power-on-demand system that reduces off load engine speed to idle, giving reduced noise levels, less engine wear and lower fuel consumption
- Unique suction circuit eliminates pulsation damage
- Swing open frame provides excellent maintenance access to engine and hydraulics
- Variable flow control lever for tool speed control
- A lightweight compact design and lift up handle makes portability second to none



POWER TOOLS

JCB produce a range of rugged, high quality power tools to ensure you get the best out of our powerpacks.

Designed for long, trouble-free life, they offer an unbeatable power-to-weight ratio, while at the same time being quiet in operation and light and manageable to use.

Furthermore, the extensive range covers a broad spectrum of applications. So, whatever your requirement, JCB has what you need.



BREAKERS

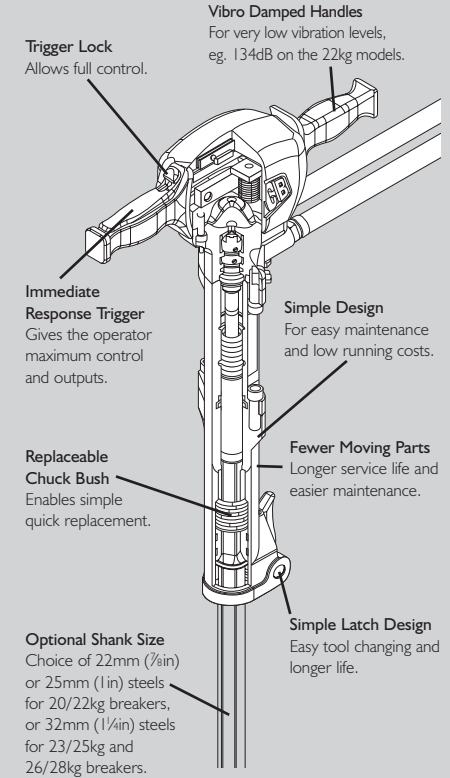

Pound for pound, blow for blow, the JCB range of breakers is the best for demolition and breaking work. They'll power their way through most jobs.

Thanks to their excellent power-to-weight ratio, our breakers will give amongst the best performance of any type of breaker in their class.

In addition they boast the following advantages:

- Very robust cast steel construction for strength
- High reliability and long service life, thanks to their having only two moving parts and constant lubrication by hydraulic oil
- Sealed hydraulic system resulting in low noise (no exhaust port) and elimination of freezing problems
- Practical design for ease of servicing. Removal of just two bolts gives full service access and no special tools are required
- 'Vibro Damped' handles which give amongst the lowest vibration levels of any equivalent breaker

Additionally, we offer an extensive range of long life steels to allow you to tackle a wide variety of tasks. These include moils, chisels, asphalt cutters and rammer pads.



Model No.	Handle Type	Weight kg (lb)	Steel Size Across Flats x Distance to Collar	Flow Range lts/min (gpm)	Pressure Range bar (psi)	Blow Freq. blows/min	Vibration	Sound Power Level dB Lwa
929/92500	Vibro Damped	21 (46)	22 x 82mm (7/8 x 3 1/4in)	18 - 22 (4 - 5)	69 - 86 (1000 - 1247)	1500	3.4m/s ²	106
929/92600	Vibro Damped	22 (48)	25 x 108mm (1 x 4 1/4in) *	18 - 22 (4 - 5)	69 - 86 (1000 - 1247)	1500	3.4m/s ²	106
929/92400	Vibro Damped	25 (55)	32 x 160mm (1 1/4 x 6 1/4in)	18 - 22 (4 - 5)	90 - 110 (1305 - 1595)	1500	4m/s ²	109
929/92700	Vibro Damped	29 (64)	32 x 160mm (1 1/4 x 6 1/4in) **	18 - 22 (4 - 5)	90 - 110 (1305 - 1595)	1500	5m/s ²	108
929/92900	Vibro Damped	29 (64)	32 x 160mm (1 1/4 x 6 1/4in) **	28 - 32 (6 - 7)	90 - 110 (1305 - 1595)	1450	5.9m/s ²	110
929/12900	'D' Handle Pick 22mm (7/8in) c/w screw retainer	12 (26)	22 x 82mm (7/8 x 3 1/4in)	15 - 22 (3 - 5)	50 - 65 (725 - 942)	1500	6m/s ²	106
929/30800	'D' Handle Pick 22mm (7/8in) c/w latch retainer	12 (26)	22 x 82mm (7/8 x 3 1/4in)	15 - 22 (3 - 5)	50 - 65 (725 - 942)	1500	6m/s ²	106
929/30900	'T' Handle Pick 22mm (7/8in) c/w latch retainer	14 (31)	22 x 82mm (7/8 x 3 1/4in)	15 - 22 (3 - 5)	50 - 65 (725 - 942)	1500	7.5m/s ²	106

* 22 x 108mm (7/8 x 4 1/4in) also available to order. ** 28 x 150mm (1 1/4 x 6in) also available to order

SUBMERSIBLE PUMP

DESCRIPTION

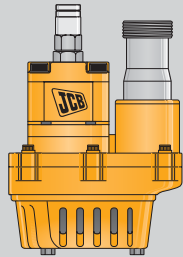
JCB offer two types of submersible pump, to suit two different JCB hydraulic power packs.

They are self priming with high power-to-weight ratio. Being hydraulically driven, they are self lubricating and maintenance free and will run dry without damage.

The bodies are manufactured from aluminium for light weight and a corrosion free life.

All pumps come with a lifting lug which allows them to be safely and accurately placed.

A unique combi seal prevents any water entering the hydraulic fluid within the pump or vice versa.



FEATURES

- Flat faced quick-release dripless couplings for speed of attachment change
- Lifting eye to aid placement
- Flat packed discharge hose 10m (33ft) to enable compact stowage
- Self Priming for speed of use
- Capable of pumping solids in suspension up to 8mm (5/16in) diameter for extra versatility



Model No		929/03900	929/04500
Discharge port	mm (in)	51 (2) BSP male (supplied with hose)	51 (2) BSP male (supplied with hose)
Hyd. flow range	lpm (gal/min)	0 - 22 (0 - 4.8) Class C	0-32 (0 - 7.0) Class D
Operating pressure	bar (psi)	100 (1400)	100 bar (1400)
Max. supply pressure	bar max (psi)	138 (2000)	138 (2000)
Max. return pressure	bar (psi)		
- continuous		10 (145)	10 (145)
- intermittent		17 (250)	17 (250)
Maximum discharge	lpm* (gal/min)	700 (154)	800 (176)
Maximum head	m (ft)	18 (60)	18 (60)
Weight (no hose)	kg (lb)	8.3 (18.3)	8.5 (18.7)
Height (to coupling)	mm (in)	205 x 230 (8 1/10 x 9 1/10)	205 x 230 (8 1/10 x 9 1/10)
Min. opening required	mm (in)	205 x 230 (8 1/10 x 9 1/10)	205 x 230 (8 1/10 x 9 1/10)

Quoted figures are for the Beaver Powerpack.

SUBMERSIBLE TRASH PUMP

DESCRIPTION

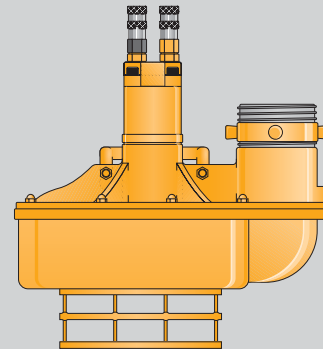
The rugged JCB Trash Pump will pump gravel, sand and solids up to 75mm (3in) in diameter.

This self priming, abrasion resistant impeller pump can be run dry without causing damage.

The unit is capable of discharging in excess of 2725 lpm (600gpm), making it very effective in large volume removal of fluid/solid material.

FEATURES

- No-clog impeller will pass up to 75mm (3in) solid capacity
- Abrasion-resistant internals for durability
- Carry handle for ease of use
- Designed to enable quick easy cleaning



OPTIONAL ITEMS

- Fittings, couplers, adapters
- Discharge hose



Model No		5122
Intake port	mm (in)	102 (4)
Discharge port	mm (in)	102 (4)
Flow range	lpm (gpm)	19 - 34 (5 - 9) Class C & D
Max. operating pressure	bar (psi)	138 (2000)
Weight	kg (lb)	26.7 (59)
Width	mm (in)	368 (14 1/2)
Height	mm (in)	400 (15 3/4)

HYDRAULIC DRILL

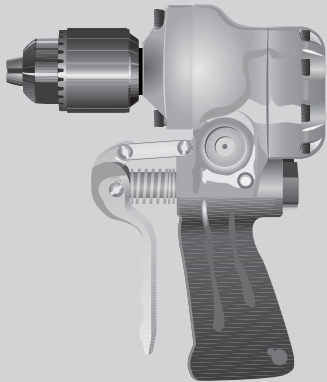
DESCRIPTION

The JCB hydraulic drill delivers safe, steady power for all general drilling applications.

It is capable of powering up to a 13mm (½in) steel bit or a 27mm (1 ¼ in) wood bit.

It is reversible and can be used with either open or closed-centre systems.

The lightweight, compact design makes the drill a very manageable tool. A heat insulated handle provides operator comfort.



FEATURES

- Reversible to power out of material
- Lightweight and compact for easy use
- Heat-insulated handle for safety
- 13mm (½in) keyed chuck
- Rugged gear motor for strength

OPTIONAL ITEMS

- Fittings, couplings, adapters
- Bits



Model No	5117	
Capacity	mm (in)	13 (½) hole in steel - 27 (1 ¼) hole in wood
Chuck	mm (in)	13 (½) capacity key-type
RPM	@ (lpm)	1000 @ 20
Flow range	lpm (gpm)	15 - 30 (3 - 6) Class C & D
Operating pressure	bar (psi)	70 - 141 (1000 - 2000)
System pressure	bar (psi)	138 (2000) max.
Weight	kg (lb)	2.7 (6)
Length	mm (in)	190 (7½)
Width	mm (in)	76 (3)
Height	mm (in)	229 (9)

ROTARY IMPACT DRILL

DESCRIPTION

The JCB rotary impact drill is ideal for hammer drilling in concrete, brick, rock and other difficult to drill materials.

It features the SDS PLUS quick change chuck, and is capable of delivering 3515 blows per minute while rotating at 805rpm.

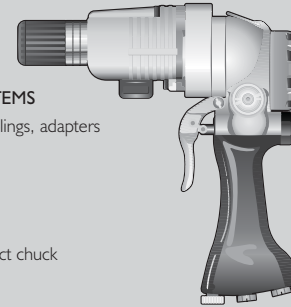
The depth gauge and auxiliary handle are easily removed for improved access in tight areas.

The rotary mechanism has a built-in slip clutch to guard against over-torque.

The drill is reversible for easy bit retraction.

OPTIONAL ITEMS

- Fittings, couplings, adapters
- Sockets
- Bits
- Keyless impact chuck
- Lifting eye



FEATURES

- Powerful, lightweight and quiet making it suitable for many varied jobs
- Reverse function for powering out of material
- Heat-insulated handle for safety
- Rugged gear motor for durability
- Auxiliary handle for extra stability
- Depth gauge for accurate drilling



Model No	5118	
Capacity	mm (in)	13 (½) hole in steel - 19 (¾) hole in concrete - 38 (1 ½) hole in wood
Chuck type		SDS Plus bit shanks
RPM	@ lpm	805 @ 20
Blows per minute	bpm	3515 @ 20
Flow range	lpm (gpm)	19 - 25 (4.2 - 5.5) Class C
Operating pressure	bar (psi)	70 - 141 (1000 - 2000)
System pressure	bar (psi)	141 (2000) max.
Weight	kg (lb)	3.9 (8.5)
Length	mm (in)	305 (12)
Width	mm (in)	89 (3½)
Height	mm (in)	248 (9¾)

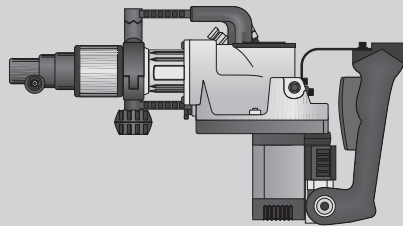
ROTARY PERCUSSIVE DRILL

DESCRIPTION

A versatile hydraulically operated hammer drill that can be powered by hydraulic powerpack or by hydraulic circuits from a variety of machines including mini excavators.

Percussive mode enables use as chipping hammer for finishing jobs or shattering concrete, bricks etc.

As it is hydraulically powered it is ideal for utility work (water, electric, telephone) and for underwater work.



FEATURES

- Powerpack or machine compatible giving added versatility
- Rotation halt lever to aid job finishing etc
- Suitable for utility and underwater working



Model No		929/95600
Flow	lpm (gpm)	16 - 34 (4 - 7) Class C & D
Ideal flow	lpm (gpm)	20 (5)
Pressure	bar (psi)	70 - 150 (1/2000)
Max back pressure	bar (psi)	7 (100)
Blow per minute		2100
Rotation speed	rpm	260
Weight	kg (lb)	12 (26.5)
Length	mm (in)	400 (15 ³ / ₄)
Width	mm (in)	240 (9 ¹ / ₂)
Bit attachment, hex std, kango type	mm (in)	19 (3 ³ / ₄)
Max bit diameter	mm (in)	50 (2)
Drilling performance using drill bits with vidia or carbide tips in rock or concrete	mm (in)	Up to 50 (2)
Drilling performance using core bits in concrete	mm (in)	Up to 150 (6)
Drilling performance using core bits in concrete pipes	mm (in)	Up to 250 (9 ³ / ₄)

DIAMOND CORE DRILL

DESCRIPTION

The heavy duty JCB diamond core drill has been designed to provide the contractor with an unrivalled combination of power, flexibility and reliability for a wide range of diamond core drilling jobs.

Not only is diamond core drilling the best method to achieve a clean cut on both sides of the drilled hole, the hydraulic drive also provides some additional benefits.

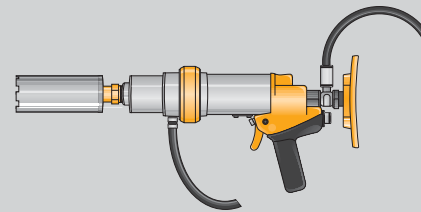
For example, it can withstand prolonged use and a constant operator-applied pressure without the risk of burnt out motors, clutches or gearboxes, as with some electric diamond core drills.

Furthermore, this hydraulic drill is over three times more powerful than a typical electric drill – resulting in significantly reduced job times and a wider range of applications. Yet at the same time, the motor noise is negligible.

A choice of two models is available to cope with various bit sizes and each can be either hand-held or rig mounted.

FEATURES

- Side handle for ease of use
- Rugged hydraulic motor allows prolonged use
- Tail hoses with quick release dripless couplings for speed of attachment change
- Water hose port for dust suppression and cooling
- Can be used under water for extra versatility



OPTIONAL ITEMS

- Drilling rigs
- Breast plate
- Core drill bits
- Pressurised water hand pump
- Extension rods
- Centring device
- Couplings



Model No		929/13300	929/13200
RPM	@ 20 lpm	2400	1000
Bit sizes	mm (in)	15 - 35	40 - 125
Weight	kg (lb)	7 (15)	
Length	mm (in)	400 (16)	
Width	mm (in)	100 (4)	
Height	mm (in)	200 (8)	
Min. pressure	bar (psi)	70 (1000)	
Opt. pressure	bar (psi)	100 (1400)	
Max. pressure	bar (psi)	170 (2500)	
Flow range	lpm (gal/min)	15 - 25 (3.3 - 5.5) Class C	

EARTH DRILL

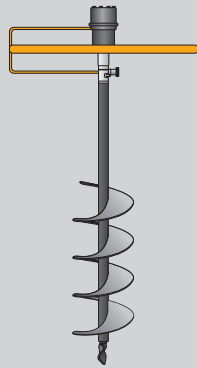
DESCRIPTION

The JCB hand held Earth Drill is capable of drilling holes from 102mm (4in) up to 305mm (12in) in diameter, depending on the size of the auger flight fitted.

Thanks to its hydraulic drive, this unit has more torque than most petrol engine units, making it strictly a two-man operation.

At the same time, however, the lack of a direct mounted engine makes the tool particularly portable and manoeuvrable, as well as quiet in operation.

It is reversible for easy retraction and features an automatic return-to-neutral controller for added safety.



FEATURES

- Automatic return to neutral safety device
- Reversible for powering out of ground
- Diameter hole capacity from 102mm to 305mm
- Quick-release dripless couplings for speed of change

OPTIONAL ITEMS

- Various diameter auger flights (see table below)
- Fittings, couplings, adapters
- Extension flights



Model No	929/13400	
Capacity	mm (in)	305 (12)
Hole depth	mm (in)	1220 (48)
Auger flights	mm (in)	102 (4), 152 (6), 203 (8), 254 (10), 305 (12)
Torque	Nm (lb.ft.)	295 (217)
RPM	@ lpm	136 @ 20
Weight	kg (lb)	15 (34)
Height	mm (in)	1295 (51)
Max. pressure	bar (psi)	138 (2000)
Optimal flow	lpm (gpm)	15 - 25 (3.3 - 5.5) Class C

DISC CUTTER

DESCRIPTION

The JCB disc cutter is a well balanced, quiet unit designed for use with JCB power packs. It cuts most materials including metals, concrete, stone etc.

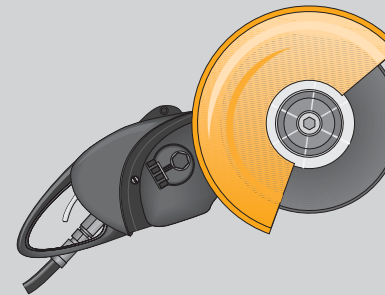
The disc cutter has a tooth belt drive which is suited to dusty and dirty working conditions. All working parts are totally enclosed. The disc is protected by a steel guard, adjustable to any of three positions.

Due to its hydraulic design the JCB disc cutter offers low cost maintenance (no carburettor to choke up!) with very quiet operation and almost total freedom from vibration.











An ideal cutter for many work sites and most applications.

FEATURES

- Flow regulator to prevent over-speeding
- Adjustable guard for safety
- One stone cutting disc and one metal cutting disc included
- Removable handle for right or left hand operation
- No carburettor to clog with dust
- Readily accepts standard diamond blades
- Tail hoses with flat faced quick release dripless couplings for speed of change



Model No	5024	
Disc cutter diameter	mm (in)	300 (12)
Disc centre hole diameter	mm (in)	22 (7/8) - (25 (1) also available)
Max. cutting depth	mm (in)	102 (4)
RPM	lpm	6000 @ 20
Pressure range	bar (psi)	106 - 176 (1500 - 2500)
Flow range	lpm (UK gal/min)	18 - 21 (4.0 - 4.6) Class C
Operating weight	kg (lb)	10 (22.5)
Length	mm (in)	650 (26)
Height	mm (in)	320 (13)
Width (incl handle)	mm (in)	260 (10)
Vibration	ms ²	3.67

														
	D Pick	T Pick	HM22	HM25	HM29	HM29 30ltr	Disc Cutter	Drill	Impact Drill	4" Trash Pump	2" Pump	2" Pump 30ltr	Earthdrill	Core Drill
	929/12900	929/30900	929/92500	929/92400	929/92700	929/92900	5024	5117	5118	5122	929/03900	929/04500	929/13400	929/13200
	929/30800		929/92600											929/13300
 MICRO	✓	✓	✓				✓	✓	✓		✓		✓	✓
 COMPACT	✓	✓	✓				✓	✓	✓		✓		✓	✓
 BEAVER	✓	✓	✓	✓	✓		✓	✓	✓	✓	✓		✓	✓
 TROJAN 20ltr	✓	✓	✓	✓	✓		✓	✓	✓	✓	✓		✓	✓
 TROJAN 30ltr						✓			✓	✓		✓		
 MULTIFLOW 40ltr	✓	✓	✓	✓	✓	✓	✓	✓	✓	✓	✓	✓	✓	✓
 JCB Machines	✓	✓	✓	✓	✓		✓	✓	✓	✓	✓		✓	✓

THE BEST BACK-UP IN THE BUSINESS

Always on hand to help

You demand more from your machines than ever before: more efficiency, more reliability, more performance. That's why superb product support has never been so vital.



Together with our extensive dealer network, at JCB we're as innovative and forward-thinking when it comes to customer care as we are in machine development. Our product support and after-sales service have one aim: to give you peace of mind.

The care and quality we offer is exceptional. All servicing is carried out by the best, factory-trained JCB engineers.

Using the internet to pass vital information between on-site service personnel and our product support engineers, these professionals always have specialist information at their fingertips, so they can get you up and running again, faster.

Protect your machine and your cashflow

Everyone has individual needs and preferences. So we offer a range of service options all designed to help you cope with the unexpected and minimise costly downtime. Whether it's additional breakdown cover, an all-inclusive scheduled service programme, or servicing, we've got the best service option for you.



Finance packages, tailored to your needs

With ever-growing pressures on cashflows, the finance options available through JCB can provide a vital lifeline. Backed by JCB Finance, who can provide tax-efficient and cost-effective finance solutions, designed and tailored specifically to your needs.

Trust the genuine article

JCB parts are renowned worldwide for performance, reliability and safety. With replacement parts, we supply only the genuine

article, helping to safeguard the impressive residual values that you can expect in years to come.

As well as large stocks of parts engineered specifically for your machine, your JCB dealer also holds an extensive range of JCB premium lubricants, JCB filters and JCB Powermaster batteries, all manufactured to the same exacting standards. Your requirements can usually be supplied immediately by our dealers, but where this is not possible they can be ordered through the direct computer link between your dealer and JCB Service and processed through our impressive automated World Parts Centre warehouse. Despatch is normally the same day either to you or the dealer.

Whether we're providing you with support, parts or finance, we aim for 100% satisfaction. It's all part of our promise to put you, the customer, first.



JCB Service, Beamhurst Road, Uttoxeter, Staffordshire ST14 5PA. Tel: 01889 590312. Fax: 01889 593624. Web: <http://www.jcb.com>

©2005 JCB Service. All rights reserved. No part of this publication may be reproduced, stored in a retrieval system, or transmitted in any form or by any other means, electronic, mechanical, photocopying or otherwise, without prior permission from JCB Service. JCB reserves the right to change specifications without notice. Illustrations & specifications shown may include optional equipment and accessories. The JCB logo is a registered trademark of J C Bamford Excavators Ltd. Printed in England. 9814/0190 3/06 Issue 2



**World Class
Customer Support**